

**Albaraka Türk Katılım Bankası
Anonim Şirketi**

Consolidated financial statements
and related disclosures at March 31, 2016
together with limited review report
*(Convenience translation of the limited review report and
financial statements originally issued in Turkish –
see section three Note XXIV)*

20 May 2016

*This report contains "Limited Review Report"
comprising 2 pages and; "Consolidated Financial
Statements and Related Disclosures and Footnotes"
comprising 90 pages.*



Akis Bağımsız Denetim ve
Serbest Muhasebeci Mali Müşavirlik A.Ş.
Kavacık Rüzgarlı Bahçe Mah. Kavak Sok.
No:29 Beykoz 34805 İstanbul
Tel +90 (216) 681 90 00
Fax +90 (216) 681 90 90
www.kpmg.com.tr

Convenience Translation of the Limited Review Report Originally prepared and
Issued in Turkish to English (See Note XXIV in Section Three)

LIMITED REVIEW REPORT ON INTERIM FINANCIAL INFORMATION

To the Board of Directors of Albaraka Türk Katılım Bankası Anonim Şirketi;

Introduction

We have reviewed the consolidated statement of financial position of Albaraka Türk Katılım Bankası A.Ş. (the "Bank") and its consolidated financial subsidiaries (together the "Group") at 31 March 2016 and the related consolidated income statement, consolidated statement of income and expense items under shareholders' equity, consolidated statement of changes in shareholders' equity, consolidated statement of cash flows and a summary of significant accounting policies and other explanatory notes to the consolidated financial statements for the three-month-period then ended. The Bank Management is responsible for the preparation and fair presentation of interim financial statements in accordance with the "Banking Regulation and Supervision Agency ("BRSA") Accounting and Reporting Legislation" which includes the "Regulation on Accounting Applications for Banks and Safeguarding of Documents" published in the Official Gazette No.26333 dated 1 November 2006, and other regulations on accounting records of Banks published by Banking Regulation and Supervision Board and circulars and interpretations published by BRSA and the requirements of Turkish Accounting Standart 34 "Interim Financial Reporting" principles for those matters not regulated by the aforementioned legislations. Our responsibility is to express a conclusion on these interim financial statements based on our review.

Scope of review

We conducted our review in accordance with the Standard on Review Engagements (SRE) 2410, "Limited Review of Interim Financial Information Performed by the Independent Auditor of the Entity". A review of interim financial information consists of making inquiries, primarily of persons responsible for financial reporting process, and applying analytical and other review procedures. A review of interim financial information is substantially less in scope than an independent audit performed in accordance with the Independent Auditing Standards and the objective of which is to express an opinion on the financial statements. Consequently, a review of the interim financial information does not provide assurance that the audit firm will be aware of all significant matters which would have been identified in an audit. Accordingly, we do not express an opinion.



Conclusion

Based on our review, nothing has come to our attention that causes us to believe that the accompanying consolidated financial statements do not give a true view of the financial position of Albaraka Türk Katılım Bankası A.Ş. at 31 March 2016 and of the results of its operations and its cash flows for the three-month-period then ended in all aspects in accordance with the BRSA Accounting and Reporting Legislation.

Report on other legal and regulatory requirements

Based on our review, nothing has come to our attention that causes us to believe that the financial information provided in the accompanying interim annual report in Section VIII, are not consistent with the consolidated financial statements and disclosures in all material respects.

Other matter

The consolidated financial statements of the Group as at and for year ended 31 December 2015 were audited by another auditor who expressed an unmodified opinion on those statements on 7 March 2016.

Akis Bağımsız Denetim ve Serbest Muhasebeci Mali Müşavirlik Anonim Şirketi
A member firm of KPMG International Cooperative

Alper Güvenç
Partner, SMMM

20 May 2016
Istanbul, Türkiye

Additional paragraph for convenience translation to English:

The accounting principles summarized in Note XXIV Section Three, differ from the accounting principles generally accepted in countries in which the accompanying consolidated financial statements are to be distributed and International Financial Reporting Standards ("IFRS"). Accordingly, the accompanying financial statements are not intended to present the financial position and results of operations in accordance with accounting principles generally accepted in such countries of users of the consolidated financial statements and IFRS.

CONSOLIDATED INTERIM FINANCIAL REPORT OF ALBARAKA TÜRK KATILIM BANKASI A.Ş. AS OF AND FOR THE THREE-MONTHS PERIOD ENDED MARCH 31, 2016

Parent Bank's headquarter address : Saray Mah. Dr. Adnan Büyükdeniz Cad. No:6
34768 Ümraniye / İstanbul
Parent Bank's phone number and facsimile : 00 90 216 666 01 01 – 00 90 216 666 16 00
Parent Bank's website : www.albarakaturk.com.tr
Electronic mail contact info : albarakaturk@albarakaturk.com.tr

The consolidated interim financial report prepared in accordance with the Communiqué on Financial Statements and Related Disclosures and Footnotes to be Announced to Public by Banks as regulated by the Banking Regulation and Supervision Agency is comprised of the following sections.

- GENERAL INFORMATION ABOUT THE PARENT BANK
- CONSOLIDATED FINANCIAL STATEMENTS OF THE PARENT BANK
- EXPLANATIONS ON THE ACCOUNTING PRINCIPLES APPLIED IN THE RELATED PERIOD
- INFORMATION ON FINANCIAL STRUCTURE AND RISK MANAGEMENT
- EXPLANATORY DISCLOSURES AND FOOTNOTES ON CONSOLIDATED FINANCIAL STATEMENTS
- OTHER EXPLANATIONS
- LIMITED REVIEW REPORT
- INTERIM REPORT

Investments in associates, subsidiaries and joint ventures whose financial statements have been consolidated in this annual consolidated financial report are as follows.

| | Subsidiaries | Associates | Joint Ventures |
|----|--|------------|---------------------------------|
| 1. | - | - | Katılım Emeklilik ve Hayat A.Ş. |
| 2. | Bereket Varlık Kiralama A.Ş. | - | - |
| 3. | Albaraka Gayrimenkul Portföy Yönetimi A.Ş. | - | - |

ABT Sukuk Limited and Albaraka Sukuk Limited, which are not a subsidiaries of the Bank but over which the Bank has 100% controlling power, have been included in the consolidation due to the reason that these companies are "Structured Entity".


The consolidated financial statements and related disclosures and footnotes; presented in thousands of Turkish Lira unless otherwise indicated; have been prepared in accordance with the Communiqué on Accounting Applications of Banks and Safeguarding of Documents, Turkish Accounting Standards, Turkish Financial Reporting Standards and the related appendices and interpretations and in compliance with the records of our Bank, have been reviewed and presented as attached.


May 20, 2016



Adnan Ahmed Yusuf ABDULMALEK
Chairman of the Board of Directors


Fahrettin YAHSI
General Manager


Melikşah ÜTKÜ
Assistant General Manager


Yunus AHLATCI
Budget and Financial Reporting Manager


Hamad Abdulla A. EQAB
Chairman of the Audit Committee


Mitat AKTAŞ
Member of the Audit Committee


Hood Hashem Ahmed HASHEM
Member of the Audit Committee

Contact information of the personnel in charge of the addressing of questions about this financial report:

Name-Surname / Title : Bora ŞİMŞEK / Budget and Financial Reporting / Vice Manager
Telephone : 00 90 216 666 05 59
Facsimile : 00 90 216 666 16 11

Table of contents

| | Page |
|--|------|
| Section one | |
| General information | |
| I. History of the Parent Bank including its incorporation date, initial legal status and amendments to legal status | 1 |
| II. Shareholding structure, shareholders having direct or indirect, joint or individual control over the management of the Parent Bank and disclosures on related changes in the current year, if any | 1 |
| III. Explanation on the chairman and members of board of directors, members of audit committee, general manager and assistant general managers , their areas of responsibility and their shares in the Parent Bank, if any | 2 |
| IV. Information on the Parent Bank's qualified shareholders | 3 |
| V. Summary on the Parent Bank's service activities and field of operations | 3 |
| VI. Differences between the Communiqué on Preparation of Consolidated Financial Statements of Banks and Turkish Accounting Standards with respect to consolidation and short explanation about the institutions subject to full or proportional consolidation and institutions which are deducted from equity or not included in these three methods | 4 |
| VII. The existing or potential, actual or legal obstacles on immediate transfer of equity or reimbursement of liabilities between the Parent Bank and Its subsidiaries | 4 |
| Section two | |
| The consolidated financial statements | |
| I. Consolidated balance sheet (Statement of financial position) | 6 |
| II. Consolidated statement of off-balance sheet commitments | 8 |
| III. Consolidated statement of income | 9 |
| IV. Consolidated statement of income and expense items accounted under shareholders' equity | 10 |
| V. Consolidated statement of changes in shareholders' equity | 11 |
| VI. Consolidated statement of cash flows | 13 |
| Section three | |
| Accounting policies | |
| I. Explanations on basis of presentation | 14 |
| II. Explanations on strategy of using financial instruments and foreign currency transactions | 15 |
| III. Information on consolidated associates | 16 |
| IV. Explanations on forward, option contracts and derivative instruments | 17 |
| V. Explanations on profit share income and expenses | 18 |
| VI. Explanations on fees, commission income and expenses | 18 |
| VII. Explanations on financial assets | 19 |
| VIII. Explanations on impairment of financial assets | 20 |
| IX. Explanations on offsetting of financial instruments | 20 |
| X. Explanations on sale and repurchase agreements and lending of securities | 21 |
| XI. Explanations on assets held for sale and discontinued operations and liabilities related to these assets | 21 |
| XII. Explanations on goodwill and other intangible assets | 21 |
| XIII. Explanations on tangible assets | 22 |
| XIV. Explanations on leasing transactions | 23 |
| XV. Explanations on provisions and contingent liabilities | 23 |
| XVI. Explanations on liabilities regarding employee rights | 23 |
| XVII. Explanations on taxation | 24 |
| XVIII. Additional explanations on borrowings | 26 |
| XIX. Explanations on issued share certificates | 26 |
| XX. Explanations on acceptances and availed drafts | 26 |
| XXI. Explanations on government grants | 26 |
| XXII. Explanations on segment reporting | 26 |
| XXIII. Explanations on other matters | 26 |
| XXIV. Additional paragraph for convenience translation | 26 |
| Section four | |
| Information on consolidated financial structure and risk management | |
| I. Explanations on the consolidated capital adequacy standard ratio | 27 |
| II. Explanations on consolidated credit risk | 35 |
| III. Explanations on consolidated currency risk | 35 |
| IV. Explanations on consolidated position risk of equity securities in banking book | 37 |
| V. Explanations on consolidated liquidity risk | 37 |
| VI. Explanations on leverage ratio | 41 |
| VII. Explanations on presentation of financial assets and liabilities at fair values | 41 |
| VIII. Explanations regarding the activities carried out on behalf and account of other persons | 41 |
| IX. Explanations on risk management | 42 |
| X. Explanations on consolidated business segments | 43 |

Section five**Explanations and notes on the consolidated financial statements**

| | | |
|-------|---|----|
| I. | Explanations and notes related to assets | 44 |
| II. | Explanations and notes related to liabilities | 59 |
| III. | Explanations and notes related to off-balance sheet commitments | 69 |
| IV. | Explanations and notes related to the statement of income | 71 |
| V. | Explanations and notes related to the statements of changes in shareholders' equity | 78 |
| VI. | Explanations and notes related to the statement of cash flows | 78 |
| VII. | Explanations related to the risk group of the Parent Bank | 79 |
| VIII. | Explanations related to domestic, foreign, off-shore branches or investments and foreign representative offices | 80 |
| IX. | Explanations related to subsequent events | 80 |

Section six**Other explanations**

| | | |
|----|--|----|
| I. | Other issues that have significant effect on the balance sheet or that are ambiguous and/or open to interpretation and require clarification | 81 |
|----|--|----|

Section seven**Independent auditors' Report**

| | | |
|-----|---|----|
| I. | Explanations on independent auditors' report | 81 |
| II. | Other notes and explanations prepared by the independent auditors | 81 |

Section Eight**Interim report**

| | | |
|----|----------------------------------|----|
| I. | Information about interim report | 82 |
|----|----------------------------------|----|

ALBARAKA TÜRK KATILIM BANKASI A.Ş.
NOTES RELATED TO CONSOLIDATED FINANCIAL STATEMENTS
AS OF 31 MARCH 2016

(Thousand of Turkish Lira (TL) unless otherwise stated)

SECTION ONE

GENERAL INFORMATION

I. History of the Parent Bank including its incorporation date, initial legal status and amendments to legal status:

Albaraka Türk Katılım Bankası Anonim Şirketi (The Parent Bank) was incorporated on November 5, 1984 with the name of Albaraka Türk Özel Finans Kurumu A.Ş., based on the decision of the Council of Ministers numbered 83/7506 and dated December 16, 1983 regarding establishments of Special Finance Houses and obtained the operating permission from the Central Bank of Turkey with the letter numbered 10912 and dated January 21, 1985.

Special Finance Houses, operating in accordance with the Communiqués of Undersecretariat of Treasury and the Central Bank of Turkey based on the decision of Council of Ministers numbered 83/7506, have been subjected to the provisions of the Banking Law numbered 4389 with the change of law dated December 17, 1999 and numbered 4491. Special Finance Houses have been subjected to the provisions of 'Communiqué Related to the Incorporation and Activities of Special Finance Houses' published in the Official Gazette dated September 20, 2001 numbered 24529 by the Banking Regulation and Supervision Agency (BRSA). 'Communiqué Related to the Incorporation and Activities of Special Finance Houses' has been superseded by the 'Communiqué Related to Credit Operations of Banks' published in the Official Gazette dated November 1, 2006 numbered 26333 and the Parent Bank operates in accordance with the Banking Law numbered 5411 published in the Official Gazette dated November 1, 2005 numbered 25983.

The decision regarding the change in the title of the Parent Bank, in relation with the provisions of the Banking Law numbered 5411, was agreed in the Extraordinary General Meeting dated December 21, 2005 and the title of the Parent Bank was changed as "Albaraka Türk Katılım Bankası A.Ş.". The change in the title was registered in Istanbul Trade Registry on December 22, 2005 and published in the Trade Registry Gazette dated December 27, 2005, numbered 6461.

The Parent Bank's head office is located in Istanbul and is operating through 212 (December 31, 2015: 212) local branches and 1 (December 31, 2015: 1) foreign branch and with 3.743 (December 31, 2015: 3.736) staff as of March 31, 2016. The Group has 3.746 staff as of March 31, 2016.

The Parent Bank together with its consolidated subsidiary is referred to as the "Group" in the accompanying consolidated financial statements.

II. Shareholding structure, shareholders having direct or indirect, joint or individual control over the management and supervision of the Parent Bank and the disclosures on related changes in the current year, if any:

As of March 31, 2016, 54,06% (December 31, 2015: 54,06%) of the Parent Bank's shares are owned by Albaraka Banking Group located in Bahrain. 24,82% (December 31, 2015: 24,80%) of the shares are publicly traded and quoted at Borsa İstanbul.

ALBARAKA TÜRK KATILIM BANKASI A.Ş.
NOTES RELATED TO CONSOLIDATED FINANCIAL STATEMENTS
AS OF 31 MARCH 2016

(Thousand of Turkish Lira (TL) unless otherwise stated)

III. Explanation on the chairman and members of board of directors, members of audit committee, general manager and assistant general managers, their areas of responsibility and their shares in the Parent Bank, if any:

| Title | Name and Surname | Administrative Function and Responsibility | Educational Degree | Ownership Percentage (%) |
|---|-------------------------------|--|---------------------------|---------------------------------|
| Chairman of the Board of Directors (BOD) | Adnan Ahmed Yusuf ABDULMALEK | Chairman of BOD | Master | (*) 0,0000 |
| Members of BOD | Yalçın ÖNER | Vice Chairman of BOD | Master | - |
| | İbrahim Fayeز Humaid ALSHAMSI | Member of BOD | Bachelor | (*) 0,0000 |
| | Osman AKYÜZ | Member of BOD | Bachelor | - |
| | Bekir PAKDEMİRLİ | Member of BOD | Master | - |
| | Mitat AKTAŞ | Member of BOD | Master | (*) 0,0000 |
| | Hamad Abdulla A. EQAB | Member of BOD | Bachelor | (*) 0,0000 |
| | Fahad Abdulla A. ALRAJHI | Member of BOD | Bachelor | (*) 0,0000 |
| | Hood Hashem Ahmed HASHEM | Member of BOD | Master | (*) 0,0000 |
| | Muhammad Zarrug M. RAJAB | Member of BOD | Bachelor | - |
| General Manager | Prof. Dr. Kemal VAROL | Independent Member of BOD | Doctorate | - |
| | Dr .Fahrettin YAHŞI | Member of BOD/General Manager | Doctorate | - |
| Assistant General Managers | Mehmet Ali VERÇİN | Corporate Marketing, Treasury Marketing, Investment Projects | Bachelor | - |
| | Nihat BOZ | Legal Advisory, Legal Follow-up | Bachelor | - |
| | Temel HAZIROĞLU | Human Values, Training & Organisation, Performance & Career Management, Administrative Affairs, Construction and Real Estate | Master | 0,0342 |
| | Bülent TABAN | Commercial Marketing, Commercial Products Management, Regional Offices | Master | - |
| | Turgut SİMİTÇİOĞLU | Credit Operations, Banking Services Operations, Foreign Affairs Operations, Payment Systems Operations, Risk Follow-up | Master | - |
| | Melikşah UTKU | Financial Affairs, Budget & Financial Reporting, Corporate Communication | Master | - |
| | Ali TUĞLU | Core Banking Applications Development, Customer & Channel and Analytical Applications,IT Support, IT Strategy & Governance | Master | - |
| | Mahmut Esfa EMEK | Corporate Credits, Commercial Credits, Retail Credits | Bachelor | - |
| | Ayhan KESER | Retail Marketing, Alternative Distribution Channels, Retail Products Management, Financial Institutions, Investor Relations | Bachelor | - |
| Audit Committee | Hamad Abdulla A. EQAB | Chairman of Audit Committee | Bachelor | (*) 0,0000 |
| | Hood Hashem Ahmed HASHEM | Member of Audit Committee | Master | (*) 0,0000 |
| | Mitat AKTAŞ | Member of Audit Committee | Master | (*) 0,0000 |

(*) The share amounts of these persons are between TL 1-10 (full).

Chairman and members of BOD, members of audit committee, general manager and assistant general managers own 0,0342% of the Parent Bank's share capital (December 31, 2015: 0,0342%).

ALBARAKA TÜRK KATILIM BANKASI A.Ş.
NOTES RELATED TO CONSOLIDATED FINANCIAL STATEMENTS
AS OF 31 MARCH 2016

(Thousand of Turkish Lira (TL) unless otherwise stated)

IV. Information on the Parent Bank's qualified shareholders:

The Parent Bank's paid in capital amounting to TL 900.000 consists of 900.000.000 number of shares with a nominal value of TL 1 (full) for each share. TL 486.523 of the paid in capital is owned by qualified shareholders who are listed below:

| Name/Commercial Name | Share amount (nominal) | Share ratio | Paid shares | Unpaid shares |
|-----------------------------|-------------------------------|--------------------|--------------------|----------------------|
| Albaraka Banking Group | 486.523 | 54,06% | 486.523 | - |

V. Summary on the Parent Bank's service activities and field of operations:

The Parent Bank operates in accordance with the principles of interest-free banking as a participation bank. The Parent Bank mainly collects funds through current and profit sharing accounts, and lends such funds through corporate finance support, retail finance support, profit/loss sharing investment, finance lease, financing commodity against document and joint investments.

The Parent Bank classifies current and profit sharing accounts separately from other accounts in accordance with their maturities. Profit sharing accounts are classified under five different maturity groups; up to one month, up to three months (three months included), up to six months (six months included), up to one year (one year included) and one year and more than one year (with monthly, quarterly, semi annual and annual profit share payment).

The Parent Bank may determine the participation rates on profit and loss of profit sharing accounts according to currency type, amount and maturity groups separately under the limitation that the participation rate on loss shall not be less than fifty percent of participation rate on profit.

The Parent Bank constitutes specific fund pools with minimum maturities of one month, to be allocated to individually predetermined projects for financing purposes. Profit sharing accounts, which are part of the funds collected for project financing purpose, are managed in accordance with their maturities and independently from other accounts and transfers from these accounts to any other maturity groups are not executed. Specific fund pools are liquidated at the end of the financing period.

In addition to its ordinary banking activities, the Parent Bank operates as an insurance agency on behalf of Işık Sigorta, Anadolu Sigorta, Güneş Sigorta, Allianz Sigorta, Unico Sigorta, Neova Sigorta, Ankara Sigorta, Coface Sigorta, Avivasa Emeklilik ve Hayat, Generali Sigorta, as a private pension insurance agency on behalf of Anadolu Hayat Emeklilik, Avivasa Emeklilik ve Hayat and Katılım Emeklilik ve Hayat, and as a brokerage agency on behalf of Bizim Menkul Değerler A.Ş. through its branches, engages in purchase and sale of precious metals, provides intermediary services in quick money transfers, credit card and member business (P.O.S.) services.

Moreover, the Parent Bank is involved in providing non-cash loans which mainly comprise letters of guarantee, letters of credit and acceptances.

Transactions which can be carried out by the Parent Bank are not limited to the clauses listed above. If any activities other than those mentioned are considered as beneficial to the Parent Bank, the application must be recommended by the Board of Directors, approved by the General Assembly and authorized by relevant legal authorities which then needs to be approved by the Ministry of Customs and Trade since such applications are amendments in nature to the Article of Association. The application is included in the Article of Association after all necessary approvals are obtained.

ALBARAKA TÜRK KATILIM BANKASI A.Ş.
NOTES RELATED TO CONSOLIDATED FINANCIAL STATEMENTS
AS OF 31 MARCH 2016

(Thousand of Turkish Lira (TL) unless otherwise stated)

VI. Differences between the Communiqué on Preparation of Consolidated Financial Statements of Banks and Turkish Accounting Standards with respect to consolidation and short explanation about the institutions subject to full or proportional consolidation and institutions which are deducted from equity or not included in these three methods:

The Parent Bank did not consolidate its associate Kredi Garanti Fonu A.Ş. through equity method considering the materiality principle and its insignificant influence over the associate, the related associate is carried at cost in the accompanying financial statements. The Parent Bank consolidated Katılım Emeklilik ve Hayat A.Ş., an entity under common control, and Bereket Varlık Kiralama A.Ş., Albaraka Gayrimenkul Portföy Yönetimi A.Ş. the subsidiaries of the Parent Bank, through equity method and full consolidation method, respectively. Moreover, ABT Sukuk Limited and Albaraka Sukuk Limited, which are not subsidiaries of the Parent Bank but over which the Parent Bank has 100% controlling power, have been included in the consolidation due to the reason that these companies are "Structured Entity".

VII. The existing or potential, actual or legal obstacles on immediate transfer of equity or reimbursement of liabilities between the parent bank and its subsidiaries:

There is no immediate transfer of equity between the parent bank and its subsidiaries.

There is no existing or potential, actual or legal obstacle to the reimbursement of liabilities between the Parent Bank and its subsidiaries.

Section two

The consolidated financial statements

- I. Consolidated balance sheet (Statement of financial position)
- II. Consolidated statement of off-balance sheet
- III. Consolidated statement of income
- IV. Consolidated statement of income and expense items accounted under shareholders' equity
- V. Consolidated statement of changes in shareholders' equity
- VI. Consolidated statement of cash flows

ALBARAKA TÜRK KATILIM BANKASI A.Ş.
CONSOLIDATED BALANCE SHEET (STATEMENT OF FINANCIAL POSITION)
AS OF 31 MARCH 2016

(Thousand of Turkish Lira (TL) unless otherwise stated)

| ASSETS | Notes | Reviewed | | | Audited | | |
|---|-------|-------------------|------------------|-------------------|-------------------|------------------|-------------------|
| | | CURRENT PERIOD | | | PRIOR PERIOD | | |
| | | March 31, 2016 | | | December 31, 2015 | | |
| | | TL | FC | Total | TL | FC | Total |
| I. CASH AND BALANCES WITH THE CENTRAL BANK | (1) | 290.721 | 3.187.596 | 3.478.317 | 894.204 | 4.010.594 | 4.904.798 |
| II. FINANCIAL ASSETS AT FAIR VALUE THROUGH PROFIT AND LOSS (net) | (2) | 1.056 | 97 | 1.153 | 1.427 | 20.856 | 22.283 |
| 2.1 Trading Financial Assets | | 1.056 | 97 | 1.153 | 1.427 | 20.856 | 22.283 |
| 2.1.1 Public Sector Debt Securities | | - | - | - | - | - | - |
| 2.1.2 Equity Securities | | 804 | - | 804 | 790 | - | 790 |
| 2.1.3 Derivative Financial Assets Held for Trading | | - | - | - | - | 20.822 | 20.822 |
| 2.1.4 Other Marketable Securities | | 252 | 97 | 349 | 637 | 34 | 671 |
| 2.2 Financial Assets at Fair Value Through Profit and Loss | | - | - | - | - | - | - |
| 2.2.1 Public Sector Debt Securities | | - | - | - | - | - | - |
| 2.2.2 Equity Securities | | - | - | - | - | - | - |
| 2.2.3 Loans | | - | - | - | - | - | - |
| 2.2.4 Other Marketable Securities | | - | - | - | - | - | - |
| III. BANKS | (3) | 598.402 | 2.191.947 | 2.790.349 | 599.970 | 1.882.644 | 2.482.614 |
| IV. MONEY MARKET PLACEMENTS | | - | - | - | - | - | - |
| V. FINANCIAL ASSETS-AVAILABLE FOR SALE (net) | (4) | 783.943 | 257.655 | 1.041.598 | 755.337 | 265.290 | 1.020.627 |
| 5.1 Equity Securities | | 15 | 12.868 | 12.883 | 15 | 12.850 | 12.865 |
| 5.2 Public Sector Debt Securities | | 766.700 | 145.283 | 911.983 | 737.783 | 149.374 | 887.157 |
| 5.3 Other Marketable Securities | | 17.228 | 99.504 | 116.732 | 17.539 | 103.066 | 120.605 |
| VI. LOANS AND RECEIVABLES | (5) | 15.680.809 | 3.283.727 | 18.964.536 | 15.352.083 | 3.205.882 | 18.557.965 |
| 6.1 Loans and Receivables | | 15.446.091 | 3.282.665 | 18.728.756 | 15.165.345 | 3.205.054 | 18.370.399 |
| 6.1.1 Loans to Risk Group of The Bank | | 8.736 | 33.744 | 42.480 | 9.424 | 38.523 | 47.947 |
| 6.1.2 Public Sector Debt Securities | | - | - | - | - | - | - |
| 6.1.3 Other | | 15.437.355 | 3.248.921 | 18.686.276 | 15.155.921 | 3.166.531 | 18.322.452 |
| 6.2 Non-performing loans | | 551.158 | 1.544 | 552.702 | 467.256 | 1.157 | 468.413 |
| 6.3 Specific Provisions (-) | | 316.440 | 482 | 316.922 | 280.518 | 329 | 280.847 |
| VII. INVESTMENTS HELD TO MATURITY (net) | (6) | 745.769 | - | 745.769 | 762.890 | - | 762.890 |
| VIII. INVESTMENTS IN ASSOCIATES (net) | (7) | 4.719 | - | 4.719 | 4.719 | - | 4.719 |
| 8.1 Accounted for under Equity Method | | - | - | - | - | - | - |
| 8.2 Unconsolidated Associates | | 4.719 | - | 4.719 | 4.719 | - | 4.719 |
| 8.2.1 Financial Associates | | 4.719 | - | 4.719 | 4.719 | - | 4.719 |
| 8.2.2 Non-Financial Associates | | - | - | - | - | - | - |
| IX. SUBSIDIARIES (net) | (8) | - | - | - | - | - | - |
| 9.1 Unconsolidated Financial Subsidiaries | | - | - | - | - | - | - |
| 9.2 Unconsolidated Non-Financial Subsidiaries | | - | - | - | - | - | - |
| X. JOINT VENTURES (net) | (9) | 6.591 | - | 6.591 | 7.161 | - | 7.161 |
| 10.1 Accounted for under Equity Method | | 6.591 | - | 6.591 | 7.161 | - | 7.161 |
| 10.2 Unconsolidated | | - | - | - | - | - | - |
| 10.2.1 Financial Joint Ventures | | - | - | - | - | - | - |
| 10.2.2 Non-Financial Joint Ventures | | - | - | - | - | - | - |
| XI. LEASE RECEIVABLES (net) | (10) | 926.648 | - | 926.648 | 947.427 | - | 947.427 |
| 11.1 Finance Lease Receivables | | 1.063.015 | - | 1.063.015 | 1.090.063 | - | 1.090.063 |
| 11.2 Operational Lease Receivables | | - | - | - | - | - | - |
| 11.3 Other | | - | - | - | - | - | - |
| 11.4 Unearned Income (-) | | 136.367 | - | 136.367 | 142.636 | - | 142.636 |
| XII. DERIVATIVE FINANCIAL ASSETS FOR HEDGING PURPOSES | (11) | - | - | - | - | - | - |
| 12.1 Fair Value Hedge | | - | - | - | - | - | - |
| 12.2 Cash Flow Hedge | | - | - | - | - | - | - |
| 12.3 Hedge of Net Investment Risks in Foreign Operations | | - | - | - | - | - | - |
| XIII. TANGIBLE ASSETS (net) | (12) | 492.359 | 1.072 | 493.431 | 499.803 | 1.336 | 501.139 |
| XIV. INTANGIBLE ASSETS (net) | (13) | 42.241 | 397 | 42.638 | 43.807 | 476 | 44.283 |
| 14.1 Goodwill | | - | - | - | - | - | - |
| 14.2 Other | | 42.241 | 397 | 42.638 | 43.807 | 476 | 44.283 |
| XV. INVESTMENT PROPERTY (net) | (14) | - | - | - | - | - | - |
| XVI. TAX ASSET | (15) | 21.205 | - | 21.205 | 20.424 | - | 20.424 |
| 16.1 Current Tax Asset | | 4.989 | - | 4.989 | 5.334 | - | 5.334 |
| 16.2 Deferred Tax Asset | | 16.216 | - | 16.216 | 15.090 | - | 15.090 |
| XVII. ASSETS HELD FOR SALE AND ASSETS OF DISCONTINUED OPERATIONS (net) | (16) | 37.178 | 229 | 37.407 | 22.574 | 245 | 22.819 |
| 17.1 Assets Held for Sale | | 37.178 | 229 | 37.407 | 22.574 | 245 | 22.819 |
| 17.2 Assets of Discontinued Operations | | - | - | - | - | - | - |
| XVIII. OTHER ASSETS | (17) | 208.875 | 2.824 | 211.699 | 216.054 | 2.244 | 218.298 |
| TOTAL ASSETS | | 19.840.516 | 8.925.544 | 28.766.060 | 20.127.880 | 9.389.567 | 29.517.447 |

The accompanying explanations and notes are an integral part of these financial statements.

ALBARAKA TÜRK KATILIM BANKASI A.Ş.
CONSOLIDATED BALANCE SHEET (STATEMENT OF FINANCIAL POSITION)
AS OF 31 MARCH 2016

(Thousand of Turkish Lira (TL) unless otherwise stated)

| LIABILITIES | Notes | Reviewed | | | Audited | | |
|--|-------|-------------------|-------------------|-------------------|-------------------|-------------------|-------------------|
| | | CURRENT PERIOD | | | PRIOR PERIOD | | |
| | | March 31, 2016 | | | December 31, 2015 | | |
| | | TL | FC | Total | TL | FC | Total |
| I. FUNDS COLLECTED | (1) | 10.831.143 | 8.657.957 | 19.489.100 | 11.331.293 | 9.010.002 | 20.341.295 |
| 1.1 Funds from Risk Group of The Bank | | 43.285 | 216.771 | 260.056 | 121.984 | 152.607 | 274.591 |
| 1.2 Other | | 10.787.858 | 8.441.186 | 19.229.044 | 11.209.309 | 8.857.395 | 20.066.704 |
| II. DERIVATIVE FINANCIAL LIABILITIES HELD FOR TRADING | (2) | - | 9.427 | 9.427 | - | - | - |
| III. FUNDS BORROWED | (3) | - | 3.030.103 | 3.030.103 | - | 3.096.343 | 3.096.343 |
| IV. BORROWINGS FROM MONEY MARKETS | | 780.138 | - | 780.138 | 770.959 | - | 770.959 |
| V. SECURITIES ISSUED (net) | (4) | - | 957.885 | 957.885 | - | 977.001 | 977.001 |
| VI. MISCELLANEOUS PAYABLES | | 697.961 | 141.929 | 839.890 | 633.315 | 53.074 | 686.389 |
| VII. OTHER LIABILITIES | (5) | - | - | - | - | - | - |
| VIII. LEASE PAYABLES | (6) | - | - | - | - | - | - |
| 8.1 Finance Lease Payables | | - | - | - | - | - | - |
| 8.2 Operational Lease Payables | | - | - | - | - | - | - |
| 8.3 Other | | - | - | - | - | - | - |
| 8.4 Deferred Finance Lease Expenses (-) | | - | - | - | - | - | - |
| IX. DERIVATIVE FINANCIAL LIABILITIES FOR HEDGING PURPOSES | (7) | - | - | - | - | - | - |
| 9.1 Fair Value Hedge | | - | - | - | - | - | - |
| 9.2 Cash Flow Hedge | | - | - | - | - | - | - |
| 9.3 Net Foreign Investment Hedge | | - | - | - | - | - | - |
| X. PROVISIONS | (8) | 220.215 | 46.499 | 266.714 | 216.055 | 35.810 | 251.865 |
| 10.1 General Provisions | | 149.877 | 30.781 | 180.658 | 140.016 | 30.869 | 170.885 |
| 10.2 Restructuring Reserves | | - | - | - | - | - | - |
| 10.3 Reserve for Employee Benefits | | 40.522 | - | 40.522 | 53.039 | - | 53.039 |
| 10.4 Insurance Technical Reserves (net) | | - | - | - | - | - | - |
| 10.5 Other Provisions | | 29.816 | 15.718 | 45.534 | 23.000 | 4.941 | 27.941 |
| XI. TAX LIABILITY | (9) | 64.530 | 2 | 64.532 | 55.247 | 2.763 | 58.010 |
| 11.1 Current Tax Liability | | 64.530 | 2 | 64.532 | 55.247 | 2.763 | 58.010 |
| 11.2 Deferred Tax Liability | | - | - | - | - | - | - |
| XII. LIABILITIES FOR ASSETS HELD FOR SALE AND ASSETS OF DISCONTINUED OPERATIONS (net) | (10) | - | - | - | - | - | - |
| 12.1 Assets Held for Sale | | - | - | - | - | - | - |
| 12.2 Assets of Discontinued Operations | | - | - | - | - | - | - |
| XIII. SUBORDINATED LOANS | (11) | - | 1.224.048 | 1.224.048 | - | 1.239.557 | 1,239,557 |
| XIV. SHAREHOLDERS' EQUITY | (12) | 2,096,451 | 7,772 | 2,104,223 | 2,089,216 | 6,812 | 2,096,028 |
| 14.1 Paid-In Capital | | 900.000 | - | 900.000 | 900.000 | - | 900.000 |
| 14.2 Capital Reserves | | 195.279 | 7.772 | 203.051 | 194.422 | 6.812 | 201.234 |
| 14.2.1 Share Premium | | - | - | - | - | - | - |
| 14.2.2 Share Cancellation Profits | | - | - | - | - | - | - |
| 14.2.3 Marketable Securities Valuation Reserve | | 4.798 | 7.772 | 12.570 | 4.203 | 6.812 | 11.015 |
| 14.2.4 Revaluation Reserve on Tangible Assets | | 188.026 | - | 188.026 | 189.092 | - | 189.092 |
| 14.2.5 Revaluation Reserve on Intangible Assets | | - | - | - | - | - | - |
| 14.2.6 Investment Property Revaluation Reserve | | - | - | - | - | - | - |
| 14.2.7 Bonus Shares From Associates, Subsidiaries and Jointly Controlled Entities | | - | - | - | - | - | - |
| 14.2.8 Hedging Funds (Effective Portion) | | - | - | - | - | - | - |
| 14.2.9 Accumulated Valuation Differences on Assets Held For Sale and Assets of Discontinued Operations | | - | - | - | - | - | - |
| 14.2.10 Other Capital Reserves | | 2.455 | - | 2.455 | 1.127 | - | 1.127 |
| 14.3 Profit Reserves | | 946.332 | - | 946.332 | 696.531 | - | 696.531 |
| 14.3.1 Legal Reserves | | 97.815 | - | 97.815 | 84.774 | - | 84.774 |
| 14.3.2 Status Reserves | | - | - | - | - | - | - |
| 14.3.3 Extraordinary Reserves | | 848.517 | - | 848.517 | 611.757 | - | 611.757 |
| 14.3.4 Other Profit Reserves | | - | - | - | - | - | - |
| 14.4 Profit or Loss | | 54.840 | - | 54.840 | 298.263 | - | 298.263 |
| 14.4.1 Prior Years Profit/(Loss) | | (7.671) | - | (7.671) | (2.580) | - | (2.580) |
| 14.4.2 Current Year Profit/(Loss) | | 62.511 | - | 62.511 | 300.843 | - | 300.843 |
| 14.5 Minority Interest | | - | - | - | - | - | - |
| TOTAL LIABILITIES | | 14.690.438 | 14.075.622 | 28.766.060 | 15.096.085 | 14.421.362 | 29.517.447 |

The accompanying explanations and notes are an integral part of these financial statements.

ALBARAKA TÜRK KATILIM BANKASI A.Ş.
CONSOLIDATED STATEMENT OF OFF-BALANCE SHEET
AS OF 31 MARCH 2016

(Thousand of Turkish Lira (TL) unless otherwise stated)

| STATEMENT OF OFF BALANCE SHEET | | Notes | Reviewed | | | Audited | | |
|---|---|------------|-------------------|-------------------|-------------------|-------------------|-------------------|-------------------|
| | | | CURRENT PERIOD | | | PRIOR PERIOD | | |
| | | | March 31, 2016 | | | December 31, 2015 | | |
| | | TL | FC | Total | TL | FC | Total | |
| A. | OFF BALANCE SHEET COMMITMENTS (I+II+III) | (1) | 5.708.972 | 5.983.586 | 11.692.558 | 5.494.071 | 4.916.466 | 10.410.537 |
| I. | GUARANTEES AND SURETIES | | 4.402.586 | 4.667.459 | 9.070.045 | 4.275.402 | 4.388.655 | 8.664.057 |
| 1.1. | Letters of Guarantees | | 4.384.848 | 3.625.813 | 8.010.661 | 4.269.478 | 3.460.810 | 7.730.288 |
| 1.1.1. | Guarantees Subject to State Tender Law | | 301.372 | 23.868 | 325.240 | 259.046 | 23.832 | 282.878 |
| 1.1.2. | Guarantees Given for Foreign Trade Operations | | 1.239 | 798.828 | 800.067 | 436 | 816.444 | 816.880 |
| 1.1.3. | Other Letters of Guarantee | | 4.082.237 | 2.803.117 | 6.885.354 | 4.009.996 | 2.620.534 | 6.630.530 |
| 1.2. | Bank Loans | | - | 28.129 | 28.129 | - | 28.324 | 28.324 |
| 1.2.1. | Import Letter of Acceptances | | - | 28.129 | 28.129 | - | 28.324 | 28.324 |
| 1.2.2. | Other Bank Acceptances | | - | - | - | - | - | - |
| 1.3. | Letter of Credits | | - | 680.728 | 680.728 | - | 639.592 | 639.592 |
| 1.3.1. | Documentary Letter of Credits | | - | - | - | - | - | - |
| 1.3.2. | Other Letter of Credits | | - | 680.728 | 680.728 | - | 639.592 | 639.592 |
| 1.4. | Prefinancing Given as Guarantee | | - | - | - | - | - | - |
| 1.5. | Endorsements | | - | - | - | - | - | - |
| 1.5.1. | Endorsements to the Central Bank of Turkey | | - | - | - | - | - | - |
| 1.5.2. | Other Endorsements | | - | - | - | - | - | - |
| 1.6. | Other Guarantees | | 1.954 | 318.732 | 320.686 | 1.877 | 245.719 | 247.596 |
| 1.7. | Other Collaterals | | 15.784 | 14.057 | 29.841 | 4.047 | 14.210 | 18.257 |
| II. | COMMITMENTS | (1) | 1.306.386 | 452.756 | 1.759.142 | 1.218.669 | 110.806 | 1.329.475 |
| 2.1. | Irrevocable Commitments | | 1.306.386 | 452.756 | 1.759.142 | 1.218.669 | 110.806 | 1.329.475 |
| 2.1.1. | Asset Purchase and Sale Commitments | | 128.156 | 452.756 | 580.912 | 76.526 | 110.806 | 187.332 |
| 2.1.2. | Share Capital Commitment to Associates and Subsidiaries | | - | - | - | - | - | - |
| 2.1.3. | Loan Granting Commitments | | 107.976 | - | 107.976 | 116.862 | - | 116.862 |
| 2.1.4. | Securities Underwriting Commitments | | - | - | - | - | - | - |
| 2.1.5. | Commitments for Reserve Deposit Requirements | | - | - | - | - | - | - |
| 2.1.6. | Payment Commitment for Cheques | | 545.830 | - | 545.830 | 500.882 | - | 500.882 |
| 2.1.7. | Tax And Fund Liabilities from Export Commitments | | 2.294 | - | 2.294 | 2.035 | - | 2.035 |
| 2.1.8. | Commitments for Credit Card Expenditure Limits | | 521.250 | - | 521.250 | 521.562 | - | 521.562 |
| 2.1.9. | Commitments for Promotions Related with Credit Cards and Banking Activities | | 666 | - | 666 | 599 | - | 599 |
| 2.1.10. | Receivables From Short Sale Commitments of Marketable Securities | | - | - | - | - | - | - |
| 2.1.11. | Payables for Short Sale Commitments of Marketable Securities | | - | - | - | - | - | - |
| 2.1.12. | Other Irrevocable Commitments | | 214 | - | 214 | 203 | - | 203 |
| 2.2. | Revocable Commitments | | - | - | - | - | - | - |
| 2.2.1. | Revocable Loan Granting Commitments | | - | - | - | - | - | - |
| 2.2.2. | Other Revocable Commitments | | - | - | - | - | - | - |
| III. | DERIVATIVE FINANCIAL INSTRUMENTS | (2) | - | 863.371 | 863.371 | - | 417.005 | 417.005 |
| 3.1. | Derivative Financial Instruments for Hedging Purposes | | - | - | - | - | - | - |
| 3.1.1. | Fair Value Hedge | | - | - | - | - | - | - |
| 3.1.2. | Cash Flow Hedge | | - | - | - | - | - | - |
| 3.1.3. | Hedge of Net Investment in Foreign Operations | | - | - | - | - | - | - |
| 3.2. | Held for Trading Transactions | | - | 863.371 | 863.371 | - | 417.005 | 417.005 |
| 3.2.1. | Forward Foreign Currency Buy/Sell Transactions | | - | 863.371 | 863.371 | - | 417.005 | 417.005 |
| 3.2.1.1. | Forward Foreign Currency Transactions-Buy | | - | 427.017 | 427.017 | - | 219.089 | 219.089 |
| 3.2.1.2. | Forward Foreign Currency Transactions-Sell | | - | 436.354 | 436.354 | - | 197.916 | 197.916 |
| 3.2.2. | Other Forward Buy/Sell Transactions | | - | - | - | - | - | - |
| 3.3. | Other | | - | - | - | - | - | - |
| B. | CUSTODY AND PLEDGED ITEMS (IV+V+VI) | | 41.106.189 | 6.012.767 | 47.118.956 | 38.754.719 | 5.866.824 | 44.621.543 |
| IV. | ITEMS HELD IN CUSTODY | | 1.684.027 | 1.006.310 | 2.690.337 | 1.671.504 | 932.158 | 2.603.662 |
| 4.1. | Assets Under Management | | - | - | - | - | - | - |
| 4.2. | Investment Securities Held in Custody | | 72 | - | 72 | 72 | - | 72 |
| 4.3. | Cheques Received for Collection | | 1.114.451 | 145.664 | 1.260.115 | 1.135.253 | 140.774 | 1.276.027 |
| 4.4. | Commercial Notes Received for Collection | | 543.092 | 20.823 | 563.915 | 509.767 | 23.015 | 532.782 |
| 4.5. | Other Assets Received for Collection | | 103 | - | 103 | 103 | - | 103 |
| 4.6. | Assets Received for Public Offering | | - | - | - | - | - | - |
| 4.7. | Other Items Under Custody | | 999 | 146.639 | 147.638 | 999 | 280.573 | 281.572 |
| 4.8. | Custodians | | 25.310 | 693.184 | 718.494 | 25.310 | 487.796 | 513.106 |
| V. | PLEDGED ITEMS | | 39.422.162 | 5.006.457 | 44.428.619 | 37.083.215 | 4.934.666 | 42.017.881 |
| 5.1. | Marketable Securities | | 2.416.538 | 1.370.937 | 3.787.475 | 2.526.159 | 1.260.176 | 3.786.335 |
| 5.2. | Guarantee Notes | | 1.786.425 | 211.225 | 1.997.650 | 1.792.505 | 166.731 | 1.959.236 |
| 5.3. | Commodity | | 1.727.985 | 742.281 | 2.470.266 | 1.671.688 | 750.681 | 2.422.369 |
| 5.4. | Warranty | | - | - | - | - | - | - |
| 5.5. | Properties | | 31.919.584 | 1.284.597 | 33.204.181 | 29.631.293 | 1.227.662 | 30.858.955 |
| 5.6. | Other Pledged Items | | 1.455.622 | 1.394.395 | 2.850.017 | 1.372.083 | 1.526.355 | 2.898.438 |
| 5.7. | Pledged Items-Depository | | 116.008 | 3.022 | 119.030 | 89.487 | 3.061 | 92.548 |
| VI. | ACCEPTED INDEPENDENT GUARANTEES AND WARRANTIES | | - | - | - | - | - | - |
| TOTAL OFF BALANCE SHEET ACCOUNTS (A+B) | | | 46.815.161 | 11.996.353 | 58.811.514 | 44.248.790 | 10.783.290 | 55.032.080 |

The accompanying explanations and notes are an integral part of these financial statements.

ALBARAKA TÜRK KATILIM BANKASI A.Ş.
CONSOLIDATED STATEMENT OF INCOME
FOR THE PERIOD ENDED 31 MARCH 2016
(Thousand of Turkish Lira (TL) unless otherwise stated)

| INCOME AND EXPENSE ITEMS | Notes | Reviewed | Reviewed |
|---|-------------|--|--|
| | | CURRENT PERIOD January 1- March 31, 2016 | PRIOR PERIOD January 1- March 31, 2015 |
| I. PROFIT SHARE INCOME | (1) | 563.559 | 427.008 |
| 1.1 Profit Share on Loans | | 502.492 | 380.539 |
| 1.2 Income Received from Reserve Deposits | | 5.903 | 686 |
| 1.3 Income Received from Banks | | - | 75 |
| 1.4 Income Received from Money Market Placements | | - | - |
| 1.5 Income Received from Marketable Securities Portfolio | | 36.890 | 30.260 |
| 1.5.1 Held-For-Trading Financial Assets | | - | - |
| 1.5.2 Financial Assets at Fair Value Through Profit and Loss | | - | - |
| 1.5.3 Available-For-Sale Financial Assets | | 19.571 | 14.847 |
| 1.5.4 Investments Held to Maturity | | 17.319 | 15.413 |
| 1.6 Finance Lease Income | | 17.929 | 15.252 |
| 1.7 Other Profit Share Income | | 345 | 196 |
| II. PROFIT SHARE EXPENSE | (2) | 285.849 | 235.677 |
| 2.1 Expense on Profit Sharing Accounts | | 217.290 | 190.602 |
| 2.2 Profit Share Expense on Funds Borrowed | | 39.040 | 21.338 |
| 2.3 Profit Share Expense on Money Market Borrowings | | 13.975 | 10.337 |
| 2.4 Profit Share Expense on Securities Issued | | 14.779 | 13.400 |
| 2.5 Other Profit Share Expense | | 765 | - |
| III. NET PROFIT SHARE INCOME (I - II) | | 277.710 | 191.331 |
| IV. NET FEES AND COMMISSIONS INCOME/EXPENSES | | 32.354 | 34.534 |
| 4.1 Fees and Commissions Received | | 46.345 | 43.773 |
| 4.1.1 Non-Cash Loans | | 22.779 | 23.049 |
| 4.1.2 Other | (12) | 23.566 | 20.724 |
| 4.2 Fees and Commissions Paid | | 13.991 | 9.239 |
| 4.2.1 Non-Cash Loans | | 67 | 4 |
| 4.2.2 Other | (12) | 13.924 | 9.235 |
| V. DIVIDEND INCOME | (3) | - | - |
| VI. TRADING INCOME/LOSS(net) | (4) | 22.768 | 21.538 |
| 6.1 Capital Market Transaction Income/(Loss) | | 16 | 2.215 |
| 6.2 Income/(Loss) from Derivative Financial Instruments | | (20.738) | 12.398 |
| 6.3 Foreign Exchange Income/(Loss) | | 43.490 | 6.925 |
| VII. OTHER OPERATING INCOME | (5) | 33.532 | 27.219 |
| VIII. TOTAL OPERATING INCOME (III+IV+V+VI+VII) | | 366.364 | 274.622 |
| IX. PROVISION FOR LOAN LOSSES AND OTHER RECEIVABLES (-) | (6) | 73.626 | 39.783 |
| X. OTHER OPERATING EXPENSES (-) | (7) | 207.383 | 154.912 |
| XI. NET OPERATING INCOME/(LOSS) (VIII-IX-X) | | 85.355 | 79.927 |
| XII. EXCESS AMOUNT RECORDED AS GAIN AFTER MERGER | | - | - |
| XIII. INCOME/(LOSS) ON EQUITY METHOD | | (571) | (939) |
| XIV. INCOME/(LOSS) ON NET MONETARY POSITION | | - | - |
| XV. INCOME/(LOSS) FROM CONTINUED OPERATIONS BEFORE TAXES (XI+...+XIV) | (8) | 84.784 | 78.988 |
| XVI. TAX PROVISION FOR CONTINUED OPERATIONS (±) | (9) | (22.273) | (16.202) |
| 16.1 Provision for Current Taxes | | (23.788) | (16.389) |
| 16.2 Provision for Deferred Taxes | | 1.515 | 187 |
| XVII. NET INCOME/(LOSS) FROM CONTINUED OPERATIONS (XV±XVI) | (10) | 62.511 | 62.786 |
| XVIII. INCOME FROM DISCONTINUED OPERATIONS | (10) | - | - |
| 18.1 Income from Assets Held For Sale | | - | - |
| 18.2 Income from Sale Of Associates, Subsidiaries And Jointly Controlled Entities (Joint Vent.) | | - | - |
| 18.3 Income from Other Discontinued Operations | | - | - |
| XIX. LOSS FROM DISCONTINUED OPERATIONS (-) | | - | - |
| 19.1 Loss from Assets Held for Sale | | - | - |
| 19.2 Loss on Sale of Associates, Subsidiaries and Jointly Controlled Entities (Joint Vent.) | | - | - |
| 19.3 Loss from Other Discontinued Operations | | - | - |
| XX. INCOME/(LOSS) ON DISCONTINUED OPERATIONS BEFORE TAXES (XVIII-XIX) | | - | - |
| XXI. TAX PROVISION FOR DISCONTINUED OPERATIONS (±) | | - | - |
| 21.1 Provision for Current Taxes | | - | - |
| 21.2 Provision for Deferred Taxes | | - | - |
| XXII. NET INCOME/(LOSS) FROM DISCONTINUED OPERATIONS (XX±XXI) | | - | - |
| XXIII. NET INCOME/LOSS (XVII+XXII) | (11) | 62.511 | 62.786 |
| 23.1 Group's Income/Loss | | 62.511 | 62.786 |
| 23.2 Minority Interest | | - | - |
| Earnings Per Share (Full TL) | | 0,069 | 0,070 |

The accompanying explanations and notes are an integral part of these financial statements.

ALBARAKA TÜRK KATILIM BANKASI A.Ş.
CONSOLIDATED STATEMENT OF INCOME&EXPENSE ITEMS ACCOUNTED
UNDER SHAREHOLDERS' EQUITY FOR THE PERIOD ENDED 31 MARCH 2016
(Thousand of Turkish Lira (TL) unless otherwise stated)

| STATEMENT OF INCOME AND EXPENSE ITEMS ACCOUNTED UNDER SHAREHOLDERS' EQUITY | Reviewed | Reviewed |
|---|--|--|
| | CURRENT PERIOD January 1- March 31, 2016 | PRIOR PERIOD January 1- March 31, 2015 |
| I. ADDITIONS TO MARKETABLE SECURITIES VALUATION DIFFERENCES FROM AVAILABLE FOR SALE FINANCIAL ASSETS | 1.944 | (5.696) |
| II. TANGIBLE ASSETS REVALUATION DIFFERENCES | - | - |
| III. INTANGIBLE ASSETS REVALUATION DIFFERENCES | - | - |
| IV. FOREIGN EXCHANGE DIFFERENCES FOR FOREIGN CURRENCY TRANSACTIONS | (2.368) | 847 |
| V. PROFIT/LOSS FROM DERIVATIVE FINANCIAL INSTRUMENTS FOR CASH FLOW HEDGE PURPOSES (EFFECTIVE PORTION OF FAIR VALUE DIFFERENCES) | - | - |
| VI. PROFIT/LOSS FROM DERIVATIVE FINANCIAL INSTRUMENTS FOR HEDGE OF NET INVESTMENT IN FOREIGN OPERATIONS (EFFECTIVE PORTION OF FAIR VALUE DIFFERENCES) | - | - |
| VII. THE EFFECT OF CORRECTIONS OF ERRORS AND CHANGES IN ACCOUNTING POLICIES | - | - |
| VIII. OTHER PROFIT LOSS ITEMS ACCOUNTED UNDER EQUITY IN ACCORDANCE WITH TAS | - | - |
| IX. DEFERRED TAX ON VALUATION DIFFERENCES | (389) | 1.139 |
| X. TOTAL NET PROFIT/LOSS ACCOUNTED UNDER EQUITY (I+II+...+IX) | (813) | (3.710) |
| XI. PROFIT/LOSS | 62.511 | 62.786 |
| 11.1 Net change in Fair Value of Marketable Securities (Recycled To Profit/Loss) | - | - |
| 11.2 Part of Derivatives Designated for Cash Flow Hedge Purposes reclassified and presented in Income Statement | - | - |
| 11.3 Part of Hedge of Net Investments in Foreign Operations reclassified and presented in Income Statement | - | - |
| 11.4 Other | 62.511 | 62.786 |
| XII. TOTAL PROFIT/LOSS ACCOUNTED FOR THE PERIOD (X±XI) | 61.698 | 59.076 |

The accompanying explanations and notes are an integral part of these financial statements.

ALBARAKA TÜRK KATILIM BANKASI A.Ş.
CONSOLIDATED CHANGES IN SHAREHOLDERS' EQUITY
FOR THE PERIOD ENDED 31 MARCH 2016
(Thousand of Turkish Lira (TL) unless otherwise stated)

(THOUSAND TURKISH LIRA)

| CHANGES IN SHAREHOLDERS' EQUITY (Reviewed) | Notes (Section Five) | Paid-in Capital | Effect of Inflation Accounting on Capital | Share Premium | Share Certificate Cancellation Profits | Legal Reserves | Status Reserves | Extraordinary Reserves | Other Reserves | Current Period Net Income / (Loss) | Prior Years Net Income/ (Loss) | Marketable Securities Valuation Reserve | Tangible and Intangible Assets Revaluation Reserve | Bonus Shares from Investments | Hedging Reserves | Accumulated Valuation Differences on Assets Held For Sale and Disc.op. | Total Equity |
|---|----------------------|-----------------|---|---------------|--|----------------|-----------------|------------------------|----------------|------------------------------------|--------------------------------|---|--|-------------------------------|------------------|--|--------------|
| PRIOR PERIOD | | | | | | | | | | | | | | | | | |
| January 1- March 31, 2015 | | | | | | | | | | | | | | | | | |
| I. Beginning balance | (V) | 900.000 | - | - | - | 71.744 | - | 398.393 | (2.973) | 248.147 | 7.480 | 10.035 | 153.179 | - | - | - | 1.786.005 |
| Changes In Period | | - | - | - | - | - | - | - | - | - | - | - | - | - | - | - | - |
| II. Increase/Decrease Related to Merger | | - | - | - | - | - | - | - | - | - | - | - | - | - | - | - | - |
| III. Marketable Securities Valuation Differences | | - | - | - | - | - | - | - | - | - | - | (4.557) | - | - | - | - | (4.557) |
| IV. Hedging Funds (Effective Portion) | | - | - | - | - | - | - | - | - | - | - | - | - | - | - | - | - |
| 4.1 Cash-Flow Hedge | | - | - | - | - | - | - | - | - | - | - | - | - | - | - | - | - |
| 4.2 Hedge Of Net Investment in Foreign Operations | | - | - | - | - | - | - | - | - | - | - | - | - | - | - | - | - |
| V. Tangible Assets Revaluation Differences | | - | - | - | - | - | - | - | - | - | - | - | - | - | - | - | - |
| VI. Intangible Assets Revaluation Differences | | - | - | - | - | - | - | - | - | - | - | - | - | - | - | - | - |
| VII. Bonus Shares Obtained from Associates, Subsidiaries and Jointly Controlled Operations | | - | - | - | - | - | - | - | - | - | - | - | - | - | - | - | - |
| VIII. Foreign Exchange Differences | | - | - | - | - | - | - | - | 847 | - | - | - | - | - | - | - | 847 |
| IX. Changes Related to the Disposal Of Assets | | - | - | - | - | - | - | - | - | - | - | - | - | - | - | - | - |
| X. Changes Related to the Reclassification of Assets | | - | - | - | - | - | - | - | - | - | - | - | - | - | - | - | - |
| XI. The Effect of Change in Associate's Equity | | - | - | - | - | - | - | - | - | - | - | - | - | - | - | - | - |
| XII. Capital Increase | | - | - | - | - | - | - | - | - | - | - | - | - | - | - | - | - |
| 12.1 Cash | | - | - | - | - | - | - | - | - | - | - | - | - | - | - | - | - |
| 12.2 Internal Sources | | - | - | - | - | - | - | - | - | - | - | - | - | - | - | - | - |
| XIII. Share Issue Premium | | - | - | - | - | - | - | - | - | - | - | - | - | - | - | - | - |
| XIV. Share Cancellation Profits | | - | - | - | - | - | - | - | - | - | - | - | - | - | - | - | - |
| XV. Inflation Adjustment to Paid-in Capital | | - | - | - | - | - | - | - | - | - | - | - | - | - | - | - | - |
| XVI. Other | | - | - | - | - | - | - | - | 18 | - | (246) | - | (2.532) | - | - | - | (2.760) |
| XVII. Period Net Income/(Loss) | | - | - | - | - | - | - | - | - | 62.786 | - | - | - | - | - | - | 62.786 |
| XVIII. Profit Distribution | | - | - | - | - | 13.030 | - | 213.364 | - | (248.147) | (12.447) | - | - | - | - | - | (34.200) |
| 18.1 Dividends Distributed | | - | - | - | - | - | - | - | - | - | (34.200) | - | - | - | - | - | (34.200) |
| 18.2 Transfers To Reserves | | - | - | - | - | 13.030 | - | 213.364 | - | - | (226.394) | - | - | - | - | - | - |
| 18.3 Other | | - | - | - | - | - | - | - | - | (248.147) | 248.147 | - | - | - | - | - | - |
| Closing Balance | | | | | | | | | | | | | | | | | |
| (I+II+III+...+XVI+XVII+XVIII) | | 900.000 | - | - | - | 84.774 | - | 611.757 | (2.108) | 62.786 | (5.213) | 5.478 | 150.647 | - | - | - | 1.808.121 |

The accompanying explanations and notes are an integral part of these financial statements.

ALBARAKA TÜRK KATILIM BANKASI A.Ş.
CONSOLIDATED CHANGES IN SHAREHOLDERS' EQUITY
FOR THE PERIOD ENDED 31 MARCH 2016
(Thousand of Turkish Lira (TL) unless otherwise stated)

(THOUSAND TURKISH LIRA)

| CHANGES IN SHAREHOLDERS' EQUITY (Reviewed) | Notes (Section Five) | Paid-in Capital | Effect of Inflation Accounting on Capital | Share Premium | Share Certificate Cancellation Profits | Legal Reserves | Status Reserves | Extraordinary Reserves | Other Reserves ^(*) | Current Period Net Income / (Loss) | Prior Years Net Income / (Loss) | Marketable Securities Valuation Reserve | Tangible and Intangible Assets Revaluation Reserve | Bonus Shares from Investments | Hedging Reserves | Accumulated Valuation Differences on Assets Held For Sale and Disc.op. | Total Equity |
|--|----------------------|-----------------|---|---------------|--|----------------|-----------------|------------------------|-------------------------------|------------------------------------|---------------------------------|---|--|-------------------------------|------------------|--|------------------|
| CURRENT PERIOD | | | | | | | | | | | | | | | | | |
| January 1- March 31, 2016 | | | | | | | | | | | | | | | | | |
| I. Beginning balance | (V) | 900.000 | - | - | - | 84.774 | - | 611.757 | 1.127 | 300.843 | (2.580) | 11.015 | 189.092 | - | - | - | 2.096.028 |
| Changes In Period | | | | | | | | | | | | | | | | | |
| II. Increase/Decrease Related to Merger | | - | - | - | - | - | - | - | - | - | - | - | - | - | - | - | - |
| III. Marketable Securities Valuation Differences | | - | - | - | - | - | - | - | - | - | - | 1.555 | - | - | - | - | 1.555 |
| IV. Hedging Funds (Effective Portion) | | - | - | - | - | - | - | - | - | - | - | - | - | - | - | - | - |
| 4.1 Cash-Flow Hedge | | - | - | - | - | - | - | - | - | - | - | - | - | - | - | - | - |
| 4.2 Hedge Of Net Investment in Foreign Operations | | - | - | - | - | - | - | - | - | - | - | - | - | - | - | - | - |
| V. Tangible Assets Revaluation Differences | | - | - | - | - | - | - | - | - | - | - | - | - | - | - | - | - |
| VI. Intangible Assets Revaluation Differences | | - | - | - | - | - | - | - | - | - | - | - | - | - | - | - | - |
| VII. Bonus Shares Obtained from Associates, Subsidiaries and Jointly Controlled Operations | | - | - | - | - | - | - | - | - | - | - | - | - | - | - | - | - |
| VIII. Foreign Exchange Differences | | - | - | - | - | - | - | - | (2.368) | - | - | - | - | - | - | - | (2.368) |
| IX. Changes Related to the Disposal Of Assets | | - | - | - | - | - | - | - | - | - | - | - | - | - | - | - | - |
| X. Changes Related to the Reclassification of Assets | | - | - | - | - | - | - | - | - | - | - | - | - | - | - | - | - |
| XI. The Effect of Change in Associate's Equity | | - | - | - | - | - | - | - | - | - | - | - | - | - | - | - | - |
| XII. Capital Increase | | - | - | - | - | - | - | - | - | - | - | - | - | - | - | - | - |
| 12.1 Cash | | - | - | - | - | - | - | - | - | - | - | - | - | - | - | - | - |
| 12.2 Internal Sources | | - | - | - | - | - | - | - | - | - | - | - | - | - | - | - | - |
| XIII. Share Issue Premium | | - | - | - | - | - | - | - | - | - | - | - | - | - | - | - | - |
| XIV. Share Cancellation Profits | | - | - | - | - | - | - | - | - | - | - | - | - | - | - | - | - |
| XV. Inflation Adjustment to Paid-in Capital | | - | - | - | - | - | - | - | - | - | - | - | - | - | - | - | - |
| XVI. Other | | - | - | - | - | (2.822) | - | (3.450) | 3.696 | - | 539 | - | (1.066) | - | - | - | (3.103) |
| XVII. Period Net Income/(Loss) | | - | - | - | - | - | - | - | - | 62.511 | - | - | - | - | - | - | 62.511 |
| XVIII. Profit Distribution | | - | - | - | - | 15.863 | - | 240.210 | - | (300.843) | (5.630) | - | - | - | - | - | (50.400) |
| 18.1 Dividends Distributed | | - | - | - | - | - | - | - | - | - | (50.400) | - | - | - | - | - | (50.400) |
| 18.2 Transfers To Reserves | | - | - | - | - | 15.863 | - | 240.210 | - | - | (256.073) | - | - | - | - | - | - |
| 18.3 Other | | - | - | - | - | - | - | - | - | (300.843) | 300.843 | - | - | - | - | - | - |
| Closing Balance | | | | | | | | | | | | | | | | | |
| (I+II+III+...+XVI+XVII+XVIII) | | 900.000 | - | - | - | 97.815 | - | 848.517 | 2.455 | 62.511 | (7.671) | 12.570 | 188.026 | - | - | - | 2.104.223 |

(*) As per Repurchase Programme accepted at the General Assembly on March 25, 2015 repurchased shares amount to TL 2.576 between January 18, 2016 and January 26, 2016 is represented under other reserves.

The accompanying explanations and notes are an integral part of these financial statements.

**(ALBARAKA TÜRK KATILIM BANKASI A.Ş.
CONSOLIDATED STATEMENT OF CASH FLOWS
FOR THE PERIOD ENDED 31 MARCH 2016
(Thousand of Turkish Lira (TL) unless otherwise stated)**

| | | Reviewed | Reviewed |
|-------------------------|---|------------------|------------------|
| | | CURRENT PERIOD | PRIOR PERIOD |
| | | January 1- | January 1- |
| | | March 31, 2016 | March 31, 2015 |
| STATEMENT OF CASH FLOWS | | Notes | |
| A. | CASH FLOWS FROM BANKING OPERATIONS | | |
| 1.1 | Operating Profit Before Changes In Operating Assets And Liabilities | 155.045 | 185.543 |
| 1.1.1 | Profit Share Income Received | 466.223 | 396.619 |
| 1.1.2 | Profit Share Expense Paid | (199.550) | (183.073) |
| 1.1.3 | Dividend Received | - | - |
| 1.1.4 | Fees and Commissions Received | 46.345 | 43.773 |
| 1.1.5 | Other Income | 13.128 | 23.743 |
| 1.1.6 | Collections from Previously Written Off Loans | 33.932 | 9.258 |
| 1.1.7 | Payments to Personnel and Service Suppliers | (112.167) | (84.772) |
| 1.1.8 | Taxes Paid | (27.491) | (29.649) |
| 1.1.9 | Others | (65.375) | 9.644 |
| 1.2 | Changes In Operating Assets And Liabilities | (851.379) | (511.256) |
| 1.2.1 | Net (Increase) Decrease in Available For Sale Financial Assets | 21.130 | 4.519 |
| 1.2.2 | Net (Increase) Decrease in Financial Assets at Fair Value Through Profit or Loss | - | - |
| 1.2.3 | Net (Increase) Decrease in Due From Banks and Other Financial Institutions | 138.362 | (132.009) |
| 1.2.4 | Net (Increase) Decrease in Loans | (535.747) | (1.059.016) |
| 1.2.5 | Net (Increase) Decrease in Other Assets | 13.493 | (29.982) |
| 1.2.6 | Net Increase (Decrease) in Funds Collected From Banks | (220.894) | (149.157) |
| 1.2.7 | Net Increase (Decrease) in Other Funds Collected | (389.222) | 732.952 |
| 1.2.8 | Net Increase (Decrease) in Funds Borrowed | - | 97.200 |
| 1.2.9 | Net Increase (Decrease) in Payables | - | - |
| 1.2.10 | Net Increase (Decrease) in Other Liabilities | 121.499 | 24.237 |
| I. | Net Cash Flow From Banking Operations | (696.334) | (325.713) |
| B. | CASH FLOWS FROM INVESTING ACTIVITIES | | |
| II. | Net Cash Flow From Investing Activities | (110.618) | (21.935) |
| 2.1 | Cash Paid for Acquisition of Jointly Controlled Operations, Associates and Subsidiaries | - | - |
| 2.2 | Cash Obtained from Sale of Jointly Controlled Operations, Associates and Subsidiaries | - | - |
| 2.3 | Fixed Assets Purchases | (6.175) | (25.823) |
| 2.4 | Fixed Assets Sales | 4.725 | 3.346 |
| 2.5 | Cash Paid for Purchase of Financial Assets Available for Sale | (406.008) | (181.215) |
| 2.6 | Cash Obtained from Sale of Financial Assets Available for Sale | 262.400 | 87.742 |
| 2.7 | Cash Paid for Purchase of Investment Securities | - | (184.599) |
| 2.8 | Cash Obtained from Sale of Investment Securities | 34.440 | 278.614 |
| 2.9 | Other | - | - |
| C. | CASH FLOWS FROM FINANCING ACTIVITIES | | |
| III. | Net Cash Flow From Financing Activities | (86.409) | 571.551 |
| 3.1 | Cash Obtained from Funds Borrowed and Securities Issued | 573.539 | 1.486.366 |
| 3.2 | Cash Used for Repayment of Funds Borrowed and Securities Issued | (659.948) | (914.815) |
| 3.3 | Issued Capital Instruments | - | - |
| 3.4 | Dividends Paid | - | - |
| 3.5 | Payments for Finance Leases | - | - |
| 3.6 | Other | - | - |
| IV. | Effect of Change in Foreign Exchange Rate on Cash and Cash Equivalents | (86.759) | 56.421 |
| V. | Net (Decrease) Increase in Cash and Cash Equivalents | (980.120) | 280.324 |
| VI. | Cash and Cash Equivalents at the Beginning of the Period | 3.808.054 | 2.383.932 |
| VII. | Cash and Cash Equivalents at the End of the Period | 2.827.934 | 2.664.256 |

The accompanying explanations and notes are an integral part of these financial statements.

ALBARAKA TÜRK KATILIM BANKASI A.Ş.
NOTES RELATED TO CONSOLIDATED FINANCIAL STATEMENTS
AS OF 31 MARCH 2016

(Thousand of Turkish Lira (TL) unless otherwise stated)

SECTION THREE

Accounting policies

- I. Explanations on basis of presentation:**
- a) The preparation of the financial statements and related notes and explanations in accordance with the Turkish Accounting Standards and Regulation on the Principles and Procedures Regarding Banks' Accounting Application and Safeguarding of Documents:**

The consolidated financial statements are prepared within the scope of the "Regulation on Accounting Applications for Banks and Safeguarding of Documents" related with Banking Act numbered 5411 published in the Official Gazette numbered 26333 dated 1 November 2006 and in accordance with the regulations, communiqués, interpretations and legislations related to accounting and financial reporting principles published by the Banking Regulation and Supervision Agency ("BRSA"), and in case where a specific regulation is not prepared by BRSA, "Turkish Accounting Standards" ("TAS") and "Turkish Financial Reporting Standards" ("TFRS") and related appendices and interpretations put into effect by Public Oversight Accounting and Auditing Standards Authority ("POA") (all are referred as BRSA Accounting and Reporting Legislation). The format and content of the publicly announced consolidated financial statements and notes to these statements have been prepared in accordance with the "Communiqué on Publicly Announced Financial Statements, Explanations and Notes to These Financial Statements", published in Official Gazette numbered 28337, dated 28 June 2012, and amendments to this Communiqué. The Parent Bank maintains its books in Turkish Lira in accordance with the Banking Act, Turkish Commercial Code and Turkish Tax Legislation.

The consolidated financial statements have been prepared in TL, under the historical cost convention except for the financial assets, liabilities and revalued real estates carried at fair value.

- b) Accounting policies and valuation principles applied in the preparation of consolidated financial statements:**

Accounting policies and valuation methods used in the preparation of financial statements have been applied as specified in the related communiqués, pronouncements and regulations of TAS and BRSA for the year ended December 31, 2015. Consolidated financial statements as of March 31, 2016 have been prepared by accounting for Katılım Emeklilik ve Hayat A.Ş. using equity method and Bereket Varlık Kiralama A.Ş. and Albaraka Gayrimenkul Portföy Yönetimi A.Ş. using full consolidation method. The accounting policies and valuation principles used in the preparation of consolidated financial statements are explained between in Notes II and XXIII below.

TAS/TFRS changes which are effective from January 1, 2016 do not have a significant effect on the Group's accounting policies, financial position or performance. As of the date of financial statements, TAS/TFRS changes which are announced but not yet effective do not have a significant effect on the Group's accounting policies, financial position or performance.

The effects of changes in TAS and TFRS standards, except from TFRS 9 "Financial Instruments" (version 2011) and TAS 27 "Separate Financial Statements", which have been published as of reporting date but has not been implemented yet, will have no significant impact on the accounting policies, financial condition and performance of the Group. The Group assesses the impact of TFRS 9 Financial Instruments standard. TFRS 9 will have an effect on the classification and measurement of financial statements. However, as the impact of adoption depends on the assets held by the Group at the date of adoption itself, potential effect has not been quantified yet. The change in TAS 27 "Separate Financial Statements", which will be effective starting from January 1, 2016, will enable Group to recognize investments in associates, joint ventures and subsidiaries using equity method in separate financial statements as specified in TAS 28. The Group will not use the related method in unconsolidated financial statements.

ALBARAKA TÜRK KATILIM BANKASI A.Ş.
NOTES RELATED TO CONSOLIDATED FINANCIAL STATEMENTS
AS OF 31 MARCH 2016

(Thousand of Turkish Lira (TL) unless otherwise stated)

I. Explanations on basis of presentation (continued):

b) Accounting policies and valuation principles applied in the preparation of consolidated financial statements (continued):

“Communiqué related to Changes in Communiqué on Financial Statements and Related Disclosures and Footnotes to be announced to Public by Banks” published in the Official Gazette dated January 23, 2011 and numbered 27824 has set out the financial statement formats for the banks which selected to early adopt TFRS 9 (In accordance with the Communiqué related to Changes in Communiqué on TFRS 9 “Financial Instruments” published in the Official Gazette dated April 7, 2015 numbered 29319, the effective date of the mentioned Communiqué has been changed as December 31, 2014 which is planned to be applied after 31 December 2017). “Financial Instruments” before January 1, 2018. Since the Parent Bank has not chosen to early adopt TFRS 9, the accompanying financial statements have been prepared in accordance with the financial statements in the appendix of “Communiqué on Financial Statements and Related Disclosures and Footnotes to be announced to Public by Banks” published in the Official Gazette dated June 28, 2012 and numbered 28337.

The preparation of the consolidated financial statements according to TAS and BRSA Reporting and Accounting Legislation requires the Group’s management to make estimates and assumptions related to assets and liabilities in the balance sheet and contingent issues as of the balance sheet date. Such estimates and assumptions include the fair value calculations of the financial instruments, provisions for the lawsuits, deferred tax assets and liabilities, impairment of the financial assets and revaluation of immovables and reviewed periodically and when adjustments are considered necessary they are reflected in the financial statements. The assumptions and estimates used are explained in the related notes.

c) Restatement of the financial statements according to the current purchasing power of money:

Accompanying financial statements are subjected to TAS 29 “Financial Reporting in Hyperinflationary Economies” until December 31, 2004 and with regard to this the BRSA explained with its decision numbered 1623 and dated April 21, 2005 and its circular dated April 28, 2005 that the conditions for applying inflation accounting was no longer applicable and accordingly inflation accounting has not been applied in the accompanying financial statements starting from January 1, 2005.

II. Explanations on strategy of using financial instruments and foreign currency transactions:

The Group creates its strategies on financial instruments considering its sources of financing. The main financing sources consist of current and profit sharing accounts. Other than current and profit sharing accounts, the Parent Bank’s most important funding sources are its equity and borrowings from foreign financial institutions. The Parent Bank sustains its liquidity to cover matured liabilities by holding adequate level of cash and cash equivalents.

The Parent Bank’s transactions in foreign currencies are accounted in accordance with the TAS 21 “Accounting Standard on the Effect of Changes in Foreign Currency Rates”, and converted with the exchange rate ruling at the transaction date into Turkish Lira. Foreign currency assets and liabilities have been translated into Turkish Lira at the rate of exchange rates ruling at the balance sheet date announced by the Parent Bank. Gains or losses arising from foreign currency transactions and translation of foreign currency assets and liabilities are reflected in the income statement as foreign exchange gain or loss.

The portion of risk belonging to the profit sharing accounts for foreign currency non-performing loans which were funded from these accounts is evaluated at current foreign exchange rates. The portion of provisions provided for such loans belonging to profit sharing accounts are also evaluated at current foreign exchange rates.

ALBARAKA TÜRK KATILIM BANKASI A.Ş.
NOTES RELATED TO CONSOLIDATED FINANCIAL STATEMENTS
AS OF 31 MARCH 2016

(Thousand of Turkish Lira (TL) unless otherwise stated)

II. Explanations on strategy of using financial instruments and foreign currency transactions (continued):

Since the Parent Bank provides full specific provision (except foreign branch) for the Parent Bank's portion of risk of foreign currency non-performing loans and receivables funded from profit sharing accounts and for the risk of foreign currency non-performing loans and receivables funded by equity, such loans and receivables are translated to Turkish Lira at the current exchange rates instead of exchange rates prevailing at the date of transfer of the balances to non-performing portfolio. Such implementation does not have a positive or negative impact on trading income/loss of the Group.

The foreign currency exchange differences resulting from the translation of debt securities issued and monetary financial assets into Turkish Lira are included in the income statement.

The balance sheet items of the foreign branch of the Parent Bank included in the financial statements are translated into Turkish lira at the exchange rate ruling at the balance sheet date announced by the Parent Bank. Income statement items are translated into Turkish lira by exchange rate ruling at the transaction date and all exchange differences arising from translation are accounted in other capital reserves under equity according to TAS 21.

Precious metals (gold) accounted under assets and liabilities which do not have fixed maturity are translated into Turkish lira by using the buying rate of gold at the balance sheet date announced by the Parent Bank and resulting evaluation differences are reflected as foreign exchange gain or loss.

There are no foreign currency differences capitalized by the Group.

III. Information on consolidated associates:

Consolidated financial statements are prepared in accordance with the decrees, notes and explanations set forth in Communiqué on "Preparation of Consolidated Financial Statements of Banks" published in the Official Gazette dated November 8, 2006, numbered 26340 and "Turkish Accounting Standard for Consolidated Financial Statements" ("TFRS 10").

a) Consolidation principles on joint ventures:

The joint venture is an entity in which the Parent Bank participates in its capital and has joint control and whose main operation is private pension and insurance and operates according to special legislation with permission and license and is established in Turkey. The related joint venture has been consolidated through equity method. Where necessary, accounting policies of the joint venture have been harmonized to ensure consistency with the policies adopted by the Parent Bank.

Equity method is an accounting method which foresees the increase or decrease of the book value of capital share in a joint venture from the changes in the participated joint venture's shareholders' equity during the period attributable to the portion of the investor and the deduction of the dividend received from the associate from the revised value of the joint venture amount.

The joint venture included in consolidation, its title, its place of incorporation, main activities and effective shareholding rates are as follows:

| Title | Operation Center (City/Country) | Main Activities | Effective Rates (%) | Direct and Indirect Rates (%) |
|---------------------------------|--|-------------------------------|--------------------------------|--|
| Katılım Emeklilik ve Hayat A.Ş. | Istanbul/Turkey | Private pension and insurance | 50,00 | 50,00 |

ALBARAKA TÜRK KATILIM BANKASI A.Ş.
NOTES RELATED TO CONSOLIDATED FINANCIAL STATEMENTS
AS OF 31 MARCH 2016

(Thousand of Turkish Lira (TL) unless otherwise stated)

III. Information on consolidated associates (continued):

b) Consolidation principles on subsidiaries:

Subsidiaries are the entities controlled directly or indirectly by the Parent Bank. Subsidiaries are consolidated using the full consolidation method considering materiality principle, taking account the operation results, size of asset and shareholders' equity. Financial statements of related subsidiaries are consolidated from the date when the control is transferred to the Parent Bank.

Control is accepted as when Parent Bank has power over its investee, or exposed to, or has rights to variable returns from its involvement with the investee and has the ability to affect those returns through its power over the investee.

In the full consolidation method, 100% of subsidiaries' assets, liabilities, income, expense and off-balance sheet items are combined with the Parent Bank's assets, liabilities, and income, expense and off-balance sheet items. The carrying amount of the Group's investment in each subsidiary and the Group's portion of the cost value of the capital of each subsidiary are eliminated. Intragroup balances and intragroup transactions and resulting unrealized profits and losses are eliminated.

Accounting policies of subsidiaries have been changed where necessary to ensure consistency with the policies adopted by the Group.

The subsidiaries included in consolidation, its title, its place of incorporation, main activities and effective shareholding rates are as follows:

| Title | Operation Center (City/Country) | Main Activities | Effective Rates (%) | Direct and Indirect Rates (%) |
|---|--|--|--------------------------------|--|
| Bereket Varlık Kiralama A.Ş. | İstanbul/Türkiye | Sukuk Issue Real Estates Investment | 100,00 | 100,00 |
| Albaraka Gayrimenkul Portföy Yönetimi A.Ş. | İstanbul/Türkiye | Fund Foundation and Management | 100,00 | 100,00 |

c) Presentation of unconsolidated subsidiaries, associates and joint ventures in consolidated financial statements:

Turkish Lira denominated investments in unconsolidated associates and subsidiaries are accounted at cost value, less any impairment, in accordance with "Turkish Accounting Standards for Individual Financial Statements ("TAS 27")" in the consolidated financial statements.

When the cost of associates and subsidiaries is higher than the net realizable value, the carrying amount is reduced to the net realizable or fair value considering whether the value decrease is temporary or permanent and the ratio of the value decrease.

IV. Explanations on forward, option contracts and derivative instruments:

The derivative financial instruments of the Group consist of forward foreign currency and swap agreements. The Group records the spot foreign currency transactions in asset purchase and sale commitments.

The Group's derivative transactions, even though they provide effective economic hedges under the Group's risk management policy, do not qualify for hedge accounting under the specific rules in "Turkish Accounting Standard for Financial Instruments: Recognition and Measurement ("TAS 39")" and are therefore treated as "financial instruments at fair value through profit or loss" and the related gain or loss is associated with income statement.

The liabilities and receivables arising from the derivative transactions are recorded as off-balance sheet items at their contract values. The derivative transactions are initially recognized at fair value and presented in the financial statements at fair values recalculated in the subsequent reporting periods.

ALBARAKA TÜRK KATILIM BANKASI A.Ş.
NOTES RELATED TO CONSOLIDATED FINANCIAL STATEMENTS
AS OF 31 MARCH 2016

(Thousand of Turkish Lira (TL) unless otherwise stated)

V. Explanations on profit share income and expenses:

Profit share income

Profit share income is accounted in accordance with "Turkish Accounting Standard for Financial Instruments: Recognition and Measurement ("TAS 39")" by using internal rate of return method that equalizes the future cash flows of the financial instrument to the net present value. Profit share income is recognized on accrual basis.

Revenues regarding the profit and loss sharing investment projects are recognized when the significant risks and rewards of ownership of the goods are transferred to the buyer, the Bank retains neither continuing managerial involvement to the degree usually associated with ownership nor effective control over the goods sold, the amount of revenue can be measured reliably, inflow of economic benefits associated with the transaction is probable and the costs incurred or to be incurred in respect of the transaction can be measured reliably.

In accordance with the "Communiqué of Principles and Procedures for the Determination of the Quality of Loans and Other Receivables and Reserves to be provided for these Loans" dated November 1, 2006 and numbered 26333, the profit share accruals of non-performing loans and other receivables are reversed and are recorded as profit share income when collected.

Profit share expense

The Parent Bank records profit share expenses on accrual basis. The profit share expense accrual calculated in accordance with the unit value method on profit sharing accounts has been included under the account "Funds Collected" in the balance sheet.

VI. Explanations on fees, commission income and expenses:

Other than commission income and fees and expenses for various banking services that are reflected as income /expense when collected/paid, fees and commission income and expenses are reflected to income statement depending on the term of the related transaction.

In accordance with provisions of TAS, the portion of the commission and fees which are related to the reporting period and collected in advance for cash and non-cash loans granted is reflected to the income statement by using the internal rate of return method and straight line methods, respectively over the commission period of the related loan, respectively. Fees and commissions collected in advance which are related to the future periods are recorded under the account "Unearned Revenues" and included in "Miscellaneous Payables" in the balance sheet. The commission received from cash loans corresponding to the current period is presented in "Profit Share from Loans" in the income statement.

In the correspondence of BRSA dated June 8, 2012 and numbered B.02.1.BDK.0.13.00.0-91.11-12061, it has been stated that there is no objection to recording the commissions received from long term non-cash loans collected in quarterly periods or periods less than a quarter directly as income. Consequently, the Parent Bank records the related cash and non-cash loans commissions directly as income.

ALBARAKA TÜRK KATILIM BANKASI A.Ş.
NOTES RELATED TO CONSOLIDATED FINANCIAL STATEMENTS
AS OF 31 MARCH 2016

(Thousand of Turkish Lira (TL) unless otherwise stated)

VII. Explanations on financial assets:

The Group categorizes and records its financial assets as “Financial Assets at Fair Value through Profit and Loss”, “Financial Assets Available for Sale”, “Loans and Receivables” or “Financial Assets Held to Maturity”. Sale and purchase transactions of the financial assets mentioned above are recognized at the settlement dates. The appropriate classification of financial assets of the Group is determined at the time of purchase by the Parent Bank management taking into consideration the purpose of the investment.

Financial assets at fair value through profit or loss:

Financial assets at fair value through profit or loss has two sub categories: “Trading financial assets” and “Financial assets at fair value through profit and loss”.

Trading financial assets are financial assets which are either acquired for generating profit from short-term fluctuations in prices or dealers’ margin, or are financial assets included in a portfolio in which a pattern of short-term profit making exists.

Financial assets classified in this group are initially recognized at cost which reflects their fair values and are subsequently measured at fair value in the financial statements. All gains and losses arising from these valuations are reflected in the income statement.

The Parent Bank has classified share certificates in its portfolio as trading financial assets and presented them at fair value in the accompanying financial statements.

As of March 31, 2016, the Parent Bank has not any financial assets classified as financial assets at fair value through profit or loss except for trading financial assets (December 31, 2015: None).

Financial assets available for sale:

Financial assets available for sale are initially recognized at cost; which reflects their fair values; including the transaction costs. After the initial recognition, available for sale securities are measured at fair value and the unrealized gains or losses resulting from the difference between the amortized cost and the fair value is recorded in “Marketable Securities Valuation Reserve” under equity. In case of a disposal of available for sale financial assets, value increases/decreases which have been recorded in the marketable securities valuation reserve under the equity is transferred to income statement. Financial assets classified as available for sale financial assets which do not have a quoted market price in an active market and whose fair values cannot be reliably measured are carried at cost, less impairment, if any.

Loans and receivables:

Loans and receivables are non-derivative financial assets whose payments are fixed or can be determined, are not traded in an active market and are not classified as trading assets, financial assets at fair value through profit or loss and financial assets available for sale.

Loans and receivables are carried initially at cost including the transaction costs which reflects their fair value; and subsequently recognized at the amortized cost value using the internal rate of return method in accordance with TAS 39 “Financial Assets: Recognition and Measurement”. Fees, transaction costs and other similar costs in connection with the collaterals of loans and receivables are paid by the customers and accordingly not included in expense items in the income statement.

Cash loans are accounted in related accounts as specified by the Communiqué “Uniform Chart of Accounts and Explanations to be implemented by Participation Banks” dated January 26, 2007 and numbered 26415.

ALBARAKA TÜRK KATILIM BANKASI A.Ş.
NOTES RELATED TO CONSOLIDATED FINANCIAL STATEMENTS
AS OF 31 MARCH 2016

(Thousand of Turkish Lira (TL) unless otherwise stated)

VII. Explanations on financial assets (continued):

Financial assets held to maturity:

Held to maturity financial assets are financial assets that are not classified under “Loans and receivables” with fixed maturities and fixed or determinable payments where management has the intent and ability to hold until maturity. Held to maturity financial assets are initially recognized at cost including the transaction costs which reflects their fair value, and subsequently carried at amortized cost using the internal rate of return method. Profit share income from held to maturity financial assets is reflected in the income statement.

VIII. Explanations on impairment of financial assets:

At each balance sheet date, the Group evaluates the carrying amounts of its financial assets or a group of financial assets to determine whether there is an objective indication that those assets have suffered an impairment loss. If any such indication exists, the Group determines the related amount of impairment.

A financial asset or a group of financial assets incurs impairment loss only if there is an objective evidence related to the occurrence of one or more than one event (loss events) subsequent to initial recognition of that asset or group of assets; and such loss event (or events) causes an impairment loss as a result of the effect on the reliable estimate of the expected future cash flows of the related financial asset and asset group. Any amount attributable to expected losses arising from any future events is not recognized under any circumstances.

If there is objective evidence that the loans granted might not be collected, general and specific provisions for such loans are expensed as “Provision for Loan Losses and Other Receivables” in accordance with the Communiqué of “Principles and Procedures for the Determination of the Quality of Loans and Other Receivables and Reserves to be provided for these Loans”. Subsequent recoveries of amounts previously written off or provisions provided in prior periods are included in “Other Operating Income” in the income statement. The profit sharing accounts’ portion of general and specific provisions for loans and other receivables originated from profit sharing accounts is reflected to the profit sharing accounts.

If there is objective evidence indicating that the value of financial assets held to maturity is impaired, the amount of the loss is measured as the difference between the present value which is calculated by discounting the projected cash flows in the future with the original profit share rate and the net book value; provision is provided for impairment and the provision is associated with the expense accounts.

If there is objective evidence indicating that the fair value of a financial asset available for sale, for which decreases in the fair value has been accounted in the equity, has been impaired then the total loss which was accounted directly under the equity is deducted from equity and transferred to the income statement.

If there is objective evidence indicating that an unquoted equity instrument which is not carried at fair value because its fair value cannot be reliably measured is impaired, the amount of the loss is measured as the difference between the asset’s carrying amount and the present value of the estimated future cash flows discounted at the current market rate of return for a similar financial asset. Such impairment losses cannot be reversed.

IX. Explanations on offsetting of financial instruments:

Financial instruments are offset when the Group has a legally enforceable right to net off the recognized amounts, and there is an intention to settle on net basis or realize the asset and settle the liability simultaneously. The sukuk investments issued by the Group which are repurchased have been offset in available for sale and subordinated loan accounts.

ALBARAKA TÜRK KATILIM BANKASI A.Ş.
NOTES RELATED TO CONSOLIDATED FINANCIAL STATEMENTS
AS OF 31 MARCH 2016

(Thousand of Turkish Lira (TL) unless otherwise stated)

X. Explanations on sale and repurchase agreements and lending of securities:

Securities subject to repurchase agreement are classified as “at fair value through profit or loss”, “available-for-sale” and “held-to-maturity” according to the investment purposes of the Group and measured according to the portfolio to which they belong. Funds obtained from the related agreements are accounted under “Borrowings from Money Markets” in liabilities and the difference between the sale and repurchase price is accrued over the life of the agreements using the internal rate of return method. Profit share expense on such transactions is recorded under “Profit Share Expense on Money Market Borrowings” in the income statement.

The Group has not any securities lending transactions.

XI. Explanations on assets held for sale and discontinued operations and liabilities related to these assets:

Assets held for sale (or disposal group) are measured at the lower of the carrying amount of assets and fair value less any cost to be incurred for disposal. In order to classify an asset as held for sale, the possibility of sale should be highly probable and the asset (or disposal group) should be available for immediate sale in its present condition. Highly saleable condition requires a plan designed by an appropriate level of management regarding the sale of the asset to be disposed of together with an active program for the determination of buyers as well as for the completion of the plan. Also the asset shall be actively marketed in conformity with its fair value. In addition, the sale is expected to be recognized as a completed sale within one year after the classification date and the necessary transactions and procedures to complete the plan should demonstrate the fact that there is remote possibility of making any significant changes in the plan or cancellation of the plan.

The Group has assets that are possessed due to receivables and debtors’ obligations to the Parent Bank and classified as assets held for sale. In the case that the Group has not disposed of such assets within a year of receipt or failed to produce a solid plan for sale of the assets, they are reclassified as fixed assets and are amortized. The Group transfers such assets from assets held for sale and discounted operations to tangible assets.

A discontinued operation is a part of the Group’s business which has been disposed of or classified as held-for-sale. The operating results of the discontinued operations are disclosed separately in the income statement. The Group has not any discontinued operations.

XII. Explanations on goodwill and other intangible assets:

Goodwill and other intangible assets are recorded at cost in accordance with TAS 38 “Intangible Assets”. As of the balance sheet date, there is no goodwill in the financial statements of the Parent Bank. The Parent’s Bank intangible assets consist of softwares and intangible rights. The Parent Bank has started to use the new core banking system on June 19, 2015 after waiving the prior core banking system and useful live of the new banking system has been determined as 3 years.

The costs of the intangible assets purchased before December 31, 2004 have been restated from the purchasing dates to December 31, 2004, the date the hyperinflationary period is considered to be ended. Intangible assets purchased after this date have been recorded at their historical costs. Intangible assets are amortised by the Parent Bank over their estimated economic useful lives in equal amounts on a straight-line basis. Useful lives of the Parent Bank’s software have been determined as 3 to 4 years and other intangible assets’ useful lives have been determined as 15 years.

If there is objective evidence of impairment, the asset’s recoverable amount is estimated in accordance with the TAS 36 “Turkish Accounting Standard for Impairment of Assets” and if the recoverable amount is less than the carrying value of the related asset, a provision for impairment loss is provided.

ALBARAKA TÜRK KATILIM BANKASI A.Ş.
NOTES RELATED TO CONSOLIDATED FINANCIAL STATEMENTS
AS OF 31 MARCH 2016

(Thousand of Turkish Lira (TL) unless otherwise stated)

XIII. Explanations on tangible assets:

The cost of the tangible assets purchased before December 31, 2004 have been restated by inflationary index from the purchasing dates to December 31, 2004, the date the hyperinflationary period is considered to be ended. The tangible assets purchased after this date are recorded at their historical costs. Tangible assets are recorded at cost less accumulated depreciation and provision for impairment, if any in compliance with the (TAS 16) "Turkish Accounting Standards for Tangible Assets" in the financial statements.

As of March 31, 2009, the Parent Bank has made a change in accounting policy and adopted revaluation model for real estates in accordance (TAS 16) and reflected the results of appraisal reports prepared by an authorized real estate appraisal firm to the financial statements. As of December 31, 2015, the Parent Bank has revalued its immovables and reflected the results of appraisal reports prepared by an independent real estate appraiser firm using comparison of similar items method to the financial statements. The revaluation fund mentioned cannot be distributed as dividend to shareholders. Current period depreciation charge relating to the revaluation has been transferred to retained earnings from revaluation fund reserve in accordance with TAS 16.

There are no restrictions such as pledges, mortgages or any other restriction on tangible assets.

There are no changes in the accounting estimates which are expected to have an impact in the current or subsequent periods.

Depreciation is calculated on a straight-line basis. Depreciation rates used are determined by considering the estimated economic useful life of the assets. The annual rates used are as follows:

| | % |
|--|--------------------------|
| Buildings | 2 |
| Motor vehicles | 20 – 25 |
| Furniture, fixture and office equipment | 4 – 33 |
| Safe-deposit boxes | 2 – 20 |
| Operational lease improvement costs (Leasehold improvements) | Leasing period - 5 years |

The depreciation of an asset held for a period less than a full financial year is calculated as a proportion of the full year depreciation charge from the date of acquisition to the financial year end. Leasehold improvements are depreciated over their estimated economic useful lives in equal amounts. The estimated economic useful lives cannot exceed the leasing period. In cases where the leasing period is not certain, the useful life is determined as 5 years. After January 1, 2010 in cases where leasing period is more than 5 years, the useful life is determined as 5 years.

If there is an indication for impairment, the Group estimates the recoverable amount of the tangible asset in accordance with (TAS 36) "Turkish Accounting Standard for Impairment of Assets" and if the recoverable amount is less than its carrying value, provides for an impairment loss.

Fixed assets which are carried at fair value in the financial statements are revalued by independent CMB licensed firms in accordance with TFRS 13.

Gain or loss resulting from disposals of the tangible assets is calculated as the difference between the net proceeds from the sale and the net book value of the related asset.

The repair and maintenance costs of the tangible assets are capitalized, if the expenditure increases the economic life of the asset. Other repair and maintenance costs are expensed.

ALBARAKA TÜRK KATILIM BANKASI A.Ş.
NOTES RELATED TO CONSOLIDATED FINANCIAL STATEMENTS
AS OF 31 MARCH 2016

(Thousand of Turkish Lira (TL) unless otherwise stated)

XIV. Explanations on leasing transactions:

Transactions as a lessee

Leases where the terms of the lease transfer substantially all the risks and rewards of ownership to the lessee are classified as finance leases and other leases are classified as operational leases.

Assets acquired under finance lease contracts are recorded both as an asset and a liability at the beginning date of the lease. The basis for the determination of the balances recorded in the balance sheet as asset and liability is the lower of fair value of the leased asset at the inception of the lease and the present value of the lease payments. Finance charges arising from lease contracts are expensed in the related periods taking into consideration the internal rate of return over the period of the lease.

Assets acquired under finance lease contracts are depreciated over their useful lives and impairment provision is provided in case a decrease in recoverable amount has been determined.

The prepaid lease payments made under operational leases are charged to income statement on a straight line basis over the period of the lease.

Transactions as a lessor

The Parent Bank, as a participation bank, acts as a lessor in finance leasing transactions. The Parent Bank presents finance leased assets as a receivable equal to the net investment in the lease. Finance income is based on a pattern reflecting a constant periodic rate of return on the net investment outstanding.

XV. Explanations on provisions and contingent liabilities:

Provisions and contingent liabilities, excluding the general and specific provisions for impairment on loans and other receivables, are accounted in accordance with TAS 37: "Turkish Accounting Standard for Provisions, Contingent Liabilities and Contingent Assets".

Provisions are recognized when the Parent Bank has a present legal or constructive obligation as a result of past events, it is probable that an outflow of resources embodying economic benefits will be required to settle the obligation, and a reliable estimate of the amount of the obligation can be made. A provision for contingent liabilities arising from past events should be recognized in the same period of occurrence in accordance with the cut-off principle.

A liability is recognized as a contingent liability where a possible obligation that arises from past events and whose existence will be confirmed only by the occurrence or non-occurrence of more than one events not wholly within the control of the Parent Bank; or a present obligation that arises from past events but it is not probable that an outflow of resources embodying economic benefits will be required to settle the obligation; or the amount of the obligation cannot be measured with sufficient reliability and disclosed in the footnotes.

XVI. Explanations on liabilities regarding employee rights:

i) *Defined benefit plans:*

Provision for employee severance benefits has been accounted for in accordance with TAS 19 "Employee Benefits".

In accordance with the existing social legislation in Turkey, the Group is required to make lump-sum termination indemnities including retirement and notice payments to each employee whose employment is terminated due to resignation or for reasons other than misconduct. The retirement pay is calculated for every working year within the group over salary for 30 days or the official ceiling amount per year of employment and the notice pay is calculated for the relevant notice period time as determined based on the number of years worked for the Group.

ALBARAKA TÜRK KATILIM BANKASI A.Ş.
NOTES RELATED TO CONSOLIDATED FINANCIAL STATEMENTS
AS OF 31 MARCH 2016

(Thousand of Turkish Lira (TL) unless otherwise stated)

XVI. Explanations on liabilities regarding employee rights (continued):

The Group has reflected the retirement pay liability amount, which was calculated by an independent actuary, in the accompanying financial statements. According to TAS 19, The Group recognizes all actuarial gains and losses immediately through other comprehensive income.

Provision for the employees' unused vacations has been booked in accordance with TAS 19 and reflected to the financial statements.

There are no foundations, pension funds or similar associations of which the employees are members.

As of March 31, 2016, actuarial loss amounts to TL 6.896 (December 31, 2015: TL 6.896 actuarial loss).

ii) *Defined contribution plans:*

The Group pays defined contribution plans to publicly administered Social Security Funds for its employees. The Group has not any further payment obligations other than this contribution share. The contributions are recognized as personnel expenses when they accrue.

iii) *Short term benefits to employees:*

In accordance with TAS 19, the Group measures the expected costs of the cumulative annual leaves as additional amounts anticipate to pay accumulated and unused rights as of reporting period.

XVII. Explanations on taxation:

Current tax:

The Group is subject to tax laws and legislation effective in Turkey.

In accordance with the Corporate Tax Law numbered 5520 published in the Official Gazette numbered 26205 dated June 21, 2006, the corporation tax rate effective from January 1, 2006 is 20%.

Turkish tax Legislation does not enable parent company to file tax returns on the basis of consolidated financial statement including subsidiaries and associates. Therefore, tax provisions presented in the related financial statements are calculated separately for all companies subject to full consolidation.

Dividends paid to the resident institutions are not subject to withholding tax in Turkey. Withholding tax rate on the dividend payments other than these is 15%. Appropriation of the retained earnings to capital is not considered as profit distribution and accordingly is not subject to withholding tax.

The prepaid taxes are calculated based on quarterly profits of the Bank using the corporate rate of 20% which must be announced by the 14th day and paid by the 17th day of the second month following the taxed period. The prepaid taxes can be deducted from the annual corporate tax calculated on the annual corporate income. The remaining prepaid tax, if any after deduction, can be refunded in cash or deducted from other financial liabilities to the government.

75% of the profits generated from the sale of properties and share certificates of which the Bank held possession for two years or more, are exempt from corporate tax if added to the capital or accounted under shareholders' equity as a special fund for 5 years according to the Corporate Tax Law.

Income generated by the transfer of properties, share certificates of subsidiaries, founders' shares, preferred shares and preemptive rights owned by corporations under legal follow-up together with their guarantors and mortgagers, which are transferred to banks due to their debts and used for winding up the debts is exempt from corporation tax. Additionally, 75% of the profit generated by sales of above mentioned instruments is also exempt from corporation tax.

ALBARAKA TÜRK KATILIM BANKASI A.Ş.
NOTES RELATED TO CONSOLIDATED FINANCIAL STATEMENTS
AS OF 31 MARCH 2016

(Thousand of Turkish Lira (TL) unless otherwise stated)

XVII. Explanations on taxation (continued):

In accordance with the tax legislation, tax losses can be carried forward to offset against future taxable income for up to five years. Tax losses cannot be carried back to offset profits from previous periods.

In accordance with the last paragraph of the first article of the law dated February 11, 1986 and numbered 3259 "Law related to granting tax exemption to Islamic Development Bank" dividends paid to Islamic Development Bank is exempt from corporate tax. Therefore, dividend distributed to Islamic Development Bank as a shareholder of the Parent Bank is exempt from corporate tax and income tax withholding.

In Turkey, there is no procedure for a final and definite agreement on tax assessments. Companies file their tax returns to their tax offices by the end of 25th of the fourth month following the close of the accounting period to which they relate. Tax returns are open for five years from the beginning of the year that follows the date of filing during which time the tax authorities have the right to audit tax returns, and the related accounting records on which they are based, and may issue reassessments based on their findings and carry out sectorial investigations.

Considering the participation accounts' part in general loan loss provision as expense for tax calculation, Finance Ministry initiated a sector-specific review. The relevant documents and calculations have been requested from the Parent Bank. As of report date, there is no information or written report transmitted to the Parent Bank.

Deferred tax:

The Group calculates and accounts for deferred income taxes for temporary differences arising between the tax bases of assets and liabilities and their carrying amounts in these financial statements in accordance with (TAS 12) "Turkish Accounting Standard for Income Taxes". Deferred tax asset is calculated on all temporary differences other than general loan loss provisions to the extent that is probable that taxable profit will be available and deferred tax liability is calculated for all temporary differences. Deferred tax asset and liabilities are shown in the accompanying financial statements on a net basis.

In accordance with TAS 12, deferred tax assets and liabilities arising from subsidiaries subject to consolidation are netted off in the subsidiaries' financial statements and presented in the assets and liabilities separately.

Deferred tax liabilities are calculated for all of the temporary differences whereas deferred tax assets resulting from temporary differences are recognized to the extent that it is probable that future taxable profit will be available against which the deferred tax assets can be utilized.

Transfer pricing:

Transfer pricing is regulated through article 13 of Corporate Tax Law titled "Disguised Profit Distribution by way of Transfer Pricing". Detailed information for the practice regarding the subject is found in the "General Communiqué on Disguised Profit Distribution by way of Transfer Pricing".

According to the related regulation, in the case of making purchase or sales of goods or services with related persons/corporations at a price that is determined against "arm's length principle", the gain is considered to be distributed implicitly through transfer pricing and such distribution of gains is not deductible in calculation of corporate tax.

ALBARAKA TÜRK KATILIM BANKASI A.Ş.
NOTES RELATED TO CONSOLIDATED FINANCIAL STATEMENTS
AS OF 31 MARCH 2016

(Thousand of Turkish Lira (TL) unless otherwise stated)

XVIII. Additional explanations on borrowings:

The Group records borrowings in accordance with (TAS 39) "Financial Instruments: Recognition and Measurement". Borrowings, except for funds collected, are recognized at amortized cost using the effective internal rate of return method in the following periods after the initial recognition.

There are no debt securities issued by the Parent Bank. The Parent Bank has issued borrowings through its subsidiary Bereket Varlık Kiralama A.Ş. and its structured entities ABT Sukuk Limited and Albaraka Sukuk Limited.

The Parent Bank has subordinated loan borrowed through sukuk issuance which has convertible nature to the shares

XIX. Explanations on issued share certificates:

None.

XX. Explanations on acceptances and availed drafts:

Acceptances and availed drafts are realized simultaneously by the Parent Bank with the payment dates of the customers and they are presented as commitments in the off-balance sheet accounts.

XXI. Explanations on government grants:

As of the balance sheet date, there are no government grants received by the Group.

XXII. Explanations on segment reporting:

Business segment is a component of the Bank that engages in business activities from which the Group may earn revenues and incur expenses, whose operating results are regularly reviewed by the Bank's chief operating decision makers to make decisions about resources to be allocated to the segment and assess its performance, and for which discrete financial information is available.

Segment reporting is disclosed in Section Four, Note X.

XXIII. Explanations on other matters:

None.

XXIV. Additional paragraph for convenience translation:

The differences between accounting principles, as described in the preceding paragraphs, and accounting principles generally accepted in countries in which the accompanying consolidated financial statements are to be distributed and International Financial Reporting Standards ("IFRS") have not been quantified in the accompanying consolidated financial statements. Accordingly, the accompanying consolidated financial statements are not intended to present the financial position, results of operations and changes in financial position and cash flows in accordance with the accounting principles generally accepted in such countries and IFRS.

ALBARAKA TÜRK KATILIM BANKASI A.Ş.
NOTES RELATED TO CONSOLIDATED FINANCIAL STATEMENTS
AS OF 31 MARCH 2016

(Thousand of Turkish Lira (TL) unless otherwise stated)

SECTION FOUR

INFORMATION ON CONSOLIDATED FINANCIAL STRUCTURE AND RISK MANAGEMENT

I. Explanations on capital adequacy standard ratio:

Total capital and Capital adequacy ratio have been calculated in accordance with the "Regulation on Equity of Banks" and "Regulation on Measurement and Assessment of Capital Adequacy of Banks". As of March 31, 2016 the Parent Bank's total capital has been calculated as TL 2.735.932, capital adequacy standard ratio is 12,19%. As of December 31, 2015, the Parent Bank's total capital amounted to TL 3.149.413, capital adequacy ratio was 15,16% calculated as per former regulations. This ratio is above the minimum ratio required by the legislation.

ALBARAKA TÜRK KATILIM BANKASI A.Ş.
NOTES RELATED TO CONSOLIDATED FINANCIAL STATEMENTS
AS OF 31 MARCH 2016

(Thousand of Turkish Lira (TL) unless otherwise stated)

a) Information on Consolidated Capital :

| | Current Period 31.03.2016 | Amounts related to treatment before 1.1.2014 ^(*) |
|---|------------------------------|---|
| COMMON EQUITY TIER 1 CAPITAL | | |
| Paid-in capital following all debts in terms of claim in liquidation of the Bank | 900.000 | |
| Share issue premiums | - | |
| Reserves | 946.332 | |
| Gains recognized in equity as per TAS | 211.145 | |
| Profit | 54.840 | |
| Current Period Profit | 62.511 | |
| Prior Period Profit | (7.671) | |
| Shares acquired free of charge from subsidiaries, affiliates and jointly controlled partnerships and cannot be recognised within profit for the period | - | |
| Minority Share | - | |
| Common Equity Tier 1 Capital Before Deductions | 2.112.317 | |
| Deductions from Common Equity Tier 1 Capital | | |
| Common Equity as per the 1st clause of Provisional Article 9 of the Regulation on the Equity of Banks | - | |
| Portion of the current and prior periods' losses which cannot be covered through reserves and losses reflected in equity in accordance with TAS | 8.094 | |
| Improvement costs for operating leasing | 33.081 | |
| Goodwill (net of related tax liability) | - | |
| Other intangibles other than mortgage-servicing rights (net of related tax liability) | 24.242 | 40.403 |
| Deferred tax assets that rely on future profitability excluding those arising from temporary differences (net of related tax liability) | - | |
| Differences are not recognized at the fair value of assets and liabilities subject to hedge of cash flow risk | - | |
| Communiqué Related to Principles of the amount credit risk calculated with the Internal Ratings Based Approach, total expected loss amount exceeds the total provision | - | |
| Gains arising from securitization transactions | - | |
| Unrealized gains and losses due to changes in own credit risk on fair valued liabilities | - | |
| Defined-benefit pension fund net assets | - | |
| Direct and indirect investments of the Bank in its own Common Equity | - | |
| Shares obtained contrary to the 4th clause of the 56th Article of the Law | - | |
| Portion of the total of net long positions of investments made in equity items of banks and financial institutions outside the scope of consolidation where the Bank owns 10% or less of the issued common share capital exceeding 10% of Common Equity of the Bank | - | |
| Portion of the total of net long positions of investments made in equity items of banks and financial institutions outside the scope of consolidation where the Bank owns 10% or more of the issued common share capital exceeding 10% of Common Equity of the Bank | - | |
| Portion of mortgage servicing rights exceeding 10% of the Common Equity | - | |
| Portion of deferred tax assets based on temporary differences exceeding 10% of the Common Equity | - | |
| Amount exceeding 15% of the common equity as per the 2nd clause of the Provisional Article 2 of the Regulation on the Equity of Banks | - | |
| Excess amount arising from the net long positions of investments in common equity items of banks and financial institutions outside the scope of consolidation where the Bank owns 10% or more of the issued common share capital | - | |
| Excess amount arising from mortgage servicing rights | - | |
| Excess amount arising from deferred tax assets based on temporary differences | - | |
| Other items to be defined by the BRSA | - | |
| Deductions to be made from common equity due to insufficient Additional Tier I Capital or Tier II Capital | - | |
| Total Deductions From Common Equity Tier 1 Capital | 65.417 | |
| Total Common Equity Tier 1 Capital | 2.046.900 | |

ALBARAKA TÜRK KATILIM BANKASI A.Ş.
NOTES RELATED TO CONSOLIDATED FINANCIAL STATEMENTS
AS OF 31 MARCH 2016

(Thousand of Turkish Lira (TL) unless otherwise stated)

I. Explanations on consolidated capital adequacy standard ratio (continued):

| ADDITIONAL TIER I CAPITAL | |
|---|------------------|
| Preferred Stock not Included in Common Equity and the Related Share Premiums | - |
| Debt instruments and premiums approved by BRSA | - |
| Debt instruments and premiums approved by BRSA(Temporary Article 4) | - |
| Third parties' share in the Additional Tier I capital | - |
| Third parties' share in the Additional Tier I capital (Temporary Article 3) | - |
| Additional Tier I Capital before Deductions | - |
| Deductions from Additional Tier I Capital | |
| Direct and indirect investments of the Bank in its own Additional Tier I Capital | - |
| Investments of Bank to Banks that invest in Bank's additional equity and components of equity issued by financial institutions with compatible with Article 7. | - |
| Total of Net Long Positions of the Investments in Equity Items of Unconsolidated Banks and Financial Institutions where the Bank Owns 10% or less of the Issued Share Capital Exceeding the 10% Threshold of above Tier I Capital | - |
| The Total of Net Long Position of the Direct or Indirect Investments in Additional Tier I Capital of Unconsolidated Banks and Financial Institutions where the Bank Owns more than 10% of the Issued Share Capital | - |
| Other items to be defined by the BRSA | - |
| Transition from the Core Capital to Continue to deduce Components | |
| Goodwill and other intangible assets and related deferred tax liabilities which will not deducted from Common Equity Tier 1 capital for the purposes of the first sub-paragraph of the Provisional Article 2 of the Regulation on Banks' Own Funds (-) | 16.161 |
| Net deferred tax asset/liability which is not deducted from Common Equity Tier 1 capital for the purposes of the sub-paragraph of the Provisional Article 2 of the Regulation on Banks' Own Funds (-) | - |
| Deductions to be made from common equity in the case that adequate Additional Tier I Capital or Tier II Capital is not available (-) | - |
| Total Deductions From Additional Tier I Capital | - |
| Total Additional Tier I Capital | - |
| Total Tier I Capital (Tier I Capital=Common Equity+Additional Tier I Capital) | 2.030.739 |
| TIER II CAPITAL | |
| Debt instruments and share issue premiums deemed suitable by the BRSA | 628.280 |
| Debt instruments and share issue premiums deemed suitable by BRSA (Temporary Article 4) | - |
| Third parties' share in the Tier II Capital | - |
| Third parties' share in the Tier II Capital (Temporary Article 3) | - |
| Provisions (Article 8 of the Regulation on the Equity of Banks) | 82.049 |
| Tier II Capital Before Deductions | 710.329 |
| Deductions From Tier II Capital | |
| Direct and indirect investments of the Bank on its own Tier II Capital (-) | - |
| Investments of Bank to Banks that invest on Bank's Tier 2 and components of equity issued by financial institutions with the conditions declared in Article 8. | - |
| Portion of the total of net long positions of investments made in equity items of banks and financial institutions outside the scope of consolidation where the Bank owns 10% or less of the issued common share capital exceeding 10% of Common Equity of the Bank (-) | - |
| Portion of the total of net long positions of investments made in Additional Tier I Capital item of banks and financial institutions outside the scope of consolidation where the Bank owns 10% or more of the issued common share capital exceeding 10% of Common Equity of the Bank | - |
| Other items to be defined by the BRSA (-) | - |
| Total Deductions from Tier II Capital | - |
| Total Tier II Capital | 710.329 |
| Total Capital (The sum of Tier I Capital and Tier II Capital) | 2.741.068 |
| Deductions from Total Capital | |
| Deductions from Capital Loans granted contrary to the 50th and 51th Article of the Law | - |
| Net Book Values of Movables and Immovables Exceeding the Limit Defined in the Article 57, Clause 1 of the Banking Law and the Assets Acquired against Overdue Receivables and Held for Sale but Retained more than Five Years | 2.356 |
| Other items to be defined by the BRSA | 2.780 |

ALBARAKA TÜRK KATILIM BANKASI A.Ş.
NOTES RELATED TO CONSOLIDATED FINANCIAL STATEMENTS
AS OF 31 MARCH 2016

(Thousand of Turkish Lira (TL) unless otherwise stated)

I. Explanations on consolidated capital adequacy standard ratio (continued):

| In transition from Total Core Capital and Supplementary Capital (the capital) to Continue to Download Components | |
|--|------------|
| The Sum of net long positions of investments (the portion which exceeds the 10% of Banks Common Equity) in the capital of banking, financial and insurance entities that are outside the scope of regulatory consolidation, where the bank does not own more than 10% of the issued common share capital of the entity which will not deducted from Common Equity Tier 1 capital, Additional Tier 1 capital, Tier 2 capital for the purposes of the first sub-paragraph of the Provisional Article 2 of the Regulation on Banks' Own Funds | - |
| The Sum of net long positions of investments in the Additional Tier 1 capital and Tier 2 capital of banking, financial and insurance entities that are outside the scope of regulatory consolidation, where the bank does not own more than 10% of the issued common share capital of the entity which will not deducted from Common Equity Tier 1 capital, Additional Tier 1 capital, Tier 2 capital for the purposes of the first sub-paragraph of the Provisional Article 2 of the Regulation on Banks' Own Funds | - |
| The Sum of net long positions of investments in the common stock of banking, financial and insurance entities that are outside the scope of regulatory consolidation, where the bank does not own more than 10% of the issued common share capital of the entity, mortgage servicing rights, deferred tax assets arising from temporary differences which will not deducted from Common Equity Tier 1 capital for the purposes of the first sub-paragraph of the Provisional Article 2 of the Regulation on Banks' Own Funds | - |
| TOTAL CAPITAL | |
| Total Capital | 2.735.932 |
| Total risk weighted amounts | 22.447.157 |
| Capital Adequacy Ratios | |
| Core Capital Adequacy Ratio | 9,12 |
| Tier 1 Capital Adequacy Ratio | 9,05 |
| Capital Adequacy Ratio | 12,19 |
| BUFFERS | |
| Total buffer requirement | 0,63 |
| Capital conservation buffer requirement | 0,63 |
| Bank specific counter-cyclical buffer requirement | - |
| The ratio of Additional Common Equity Tier 1 capital which will be calculated by the first paragraph of the Article 4 of Regulation on Capital Conservation and Countercyclical Capital buffers to Risk Weighted Assets | 4,62 |
| Amounts below the Excess Limits as per the Deduction Principles | |
| Portion of the total of net long positions of investments in equity items of unconsolidated banks and financial institutions where the bank owns 10% or less of the issued share capital exceeding the 10% threshold of above Tier I capital | - |
| Portion of the total of investments in equity items of unconsolidated banks and financial institutions where the bank owns 10% or less of the issued share capital exceeding the 10% threshold of above Tier I capital | - |
| Amount arising from deferred tax assets based on temporary differences | - |
| Limits related to provisions considered in Tier II calculation | 28.501 |
| Limits related to provisions considered in Tier II calculation | |
| General provisions for standard based receivables (before tenthousandtwentyfive limitation) | - |
| Up to 1.25% of total risk-weighted amount of general reserves for receivables where the standard approach used | 82.049 |
| Excess amount of total provision amount to credit risk Amount of the Internal Ratings Based Approach in accordance with the Communiqué on the Calculation | - |
| Excess amount of total provision amount to &0,6 of risk weighted receivables of credit risk Amount of the Internal Ratings Based Approach in accordance with the Communiqué on the Calculation | - |
| Debt instruments subjected to Article 4 | |
| Debt instruments subjected to Article 4 (to be implemented between January 1, 2018 and January 1, 2022) | |
| Upper limit for Additional Tier I Capital subjected to temporary Article 4 | - |
| Amounts Excess the Limits of Additional Tier I Capital subjected to temporary Article 4 | - |
| Upper limit for Additional Tier II Capital subjected to temporary Article 4 | - |
| Amounts Excess the Limits of Additional Tier II Capital subjected to temporary Article 4 | - |

⁽¹⁾Amounts in this column represents the amounts of items that are subject to transition provisions.

ALBARAKA TÜRK KATILIM BANKASI A.Ş.
NOTES RELATED TO CONSOLIDATED FINANCIAL STATEMENTS
AS OF 31 MARCH 2016

(Thousand of Turkish Lira (TL) unless otherwise stated)

I. **Explanations on consolidated capital adequacy standard ratio (continued):**

| | December 31, 2015 ^(a) |
|---|----------------------------------|
| Tier I capital | |
| Paid-in Capital to be Entitled for Compensation after All Creditors | 900.000 |
| Share Premium | - |
| Share Cancellation Profits | - |
| Reserves | 696.531 |
| Other Comprehensive Income according to TAS | 206.751 |
| Profit | 298.263 |
| Current Period Profit | 300.843 |
| Prior Period Profit | (2.580) |
| General Reserves for Possible Losses | 88 |
| Bonus Shares from Associates, Subsidiaries and Joint-Ventures not Accounted in Current Period's Profit | - |
| Minority Interest | - |
| Tier I capital before deductions | 2.101.633 |
| Deductions from tier I capital | |
| Current and Prior Periods' Losses not Covered by Reserves, and Losses Accounted under Equity according to TAS (-) | 5.517 |
| Leasehold Improvements on Operational Leases (-) | 36.383 |
| Goodwill and Other Intangible Assets and Related Deferred Taxes (-) | 16.747 |
| Net Deferred Tax Asset/Liability (-) | - |
| Shares Obtained against Article 56, Paragraph 4 of the Banking Law (-) | - |
| Direct and Indirect Investments of the Bank on its own Tier I Capital (-) | - |
| Total of Net Long Positions of the Investments in Equity Items of Unconsolidated Banks and Financial Institutions where the Bank Owns 10% or less of the Issued Share Capital Exceeding the 10% Threshold of above Tier I Capital (-) | - |
| Total of Net Long Positions of the Investments in Equity Items of Unconsolidated Banks and Financial Institutions where the Bank Owns 10% or less of the Issued Share Capital Exceeding the 10% Threshold of above Tier I Capital (-) | - |
| Mortgage Servicing Rights Exceeding the 10% Threshold of Tier I Capital (-) | - |
| Net Deferred Tax Assets arising from Temporary Differences Exceeding the 10% Threshold of Tier I Capital (-) | - |
| Amount Exceeding the 15% Threshold of Tier I Capital as per the Article 2, Clause 2 of the Regulation on Measurement and Assessment of Capital Adequacy Ratios of Banks (-) | - |
| The Portion of Net Long Position of the Investments in Equity Items of Unconsolidated Banks and Financial Institutions where the Bank Owns 10% or more of the Issued Share Capital not deducted from Tier I Capital (-) | - |
| Mortgage Servicing Rights not deducted (-) | - |
| Excess Amount arising from Deferred Tax Assets from Temporary Differences (-) | - |
| Other items to be Defined by the BRSA (-) | - |
| Deductions from Tier I Capital in cases where there are no adequate Additional Tier I or Tier II Capitals (-) | - |
| Total deductions from tier I capital | 58.647 |
| Total tier I capital | 2.042.986 |
| Additional core capital | |
| Preferred Stock not Included in Tier I Capital and the Related Share Premiums | - |
| Debt Instruments and the Related Issuance Premiums Defined by the BRSA (Issued or Obtained after 1.1.2014) | - |
| Debt Instruments and the Related Issuance Premiums Defined by the BRSA (Issued or Obtained before 1.1.2014) | - |
| Additional core capital before deductions | - |
| Deductions from additional core capital | |
| Direct and Indirect Investments of the Bank on its own Additional Core Capital (-) | - |
| Total of Net Long Positions of the Investments in Equity Items of Unconsolidated Banks and Financial Institutions where the Bank Owns 10% or less of the Issued Share Capital Exceeding the 10% Threshold of above Tier I Capital (-) | - |
| The Total of Net Long Position of the Direct or Indirect Investments in Additional Tier I Capital of Unconsolidated Banks and Financial Institutions where the Bank Owns more than 10% of the Issued Share Capital (-) | - |
| Other items to be Defined by the BRSA (-) | - |
| Deductions from Additional Core Capital in cases where there are no adequate Tier II Capital (-) | - |
| Total deductions from additional core capital | - |
| Total additional core capital | - |

ALBARAKA TÜRK KATILIM BANKASI A.Ş.
NOTES RELATED TO CONSOLIDATED FINANCIAL STATEMENTS
AS OF 31 MARCH 2016

(Thousand of Turkish Lira (TL) unless otherwise stated)

I. Explanations on consolidated capital adequacy standard ratio (continued):

| | |
|---|------------------|
| Deductions from core capital | |
| Goodwill and Other Intangible Assets and Related Deferred Taxes not deducted from Tier I Capital as per the Temporary Article 2, Clause 1 of the Regulation on Measurement and Assessment of Capital Adequacy Ratios of Banks (-) | 25.119 |
| Net Deferred Tax Asset/Liability not deducted from Tier I Capital as per the Temporary Article 2, Clause 1 of the Regulation on Measurement and Assessment of Capital Adequacy Ratios of Banks (-) | - |
| Total core capital | 2.017.867 |
| Tier II capital | |
| Debt Instruments and the Related Issuance Premiums Defined by the BRSA (Issued or Obtained after 1.1.2014) | 642.166 |
| Debt Instruments and the Related Issuance Premiums Defined by the BRSA (Issued or Obtained before 1.1.2014) | 420.300 |
| Pledged Assets of the Shareholders to be used for the Bank's Capital Increases | - |
| General Provisions | 74.819 |
| Third parties' share in the Tier II Capital | - |
| Tier II capital before deductions | 1.137.285 |
| Deductions from tier ii capital | |
| Direct and Indirect Investments of the Bank on its own Tier II Capital (-) | - |
| Total of Net Long Positions of the Investments in Equity Items of Unconsolidated Banks and Financial Institutions where the Bank Owns 10% or less of the Issued Share Capital Exceeding the 10% Threshold of above Tier I Capital (-) | - |
| The Total of Net Long Position of the Direct or Indirect Investments in Additional Core Capital and Tier II Capital of Unconsolidated Banks and Financial Institutions where the Bank Owns 10% or more of the Issued Share Capital Exceeding the 10% Threshold of Tier I Capital (-) | - |
| Other items to be Defined by the BRSA (-) | - |
| Total deductions from tier II capital | - |
| Total tier II capital | 1.137.285 |
| Capital | |
| Loans Granted against the Articles 50 and 51 of the Banking Law (-) | - |
| Net Book Values of Movables and Immovables Exceeding the Limit Defined in the Article 57, Clause 1 of the Banking Law and the Assets Acquired against Overdue Receivables and Held for Sale but Retained more than Five Years (-) | 2.459 |
| Loans to Banks, Financial Institutions (domestic/foreign) or Qualified Shareholders in the form of Subordinated Debts or Debt Instruments Purchased from Such Parties and Qualified as Subordinated Debts(-) | - |
| Deductions as per the Article 20, Clause 2 of the Regulation on Measurement and Assessment of Capital Adequacy Ratios of Banks (-) | - |
| Other items to be Defined by the BRSA (-) | 3.280 |
| The Portion of Total of Net Long Positions of the Investments in Equity Items of Unconsolidated Banks and Financial Institutions where the Bank Owns 10% or less of the Issued Share Capital Exceeding the 10% Threshold of above Tier I Capital not deducted from Tier I Capital, Additional Core Capital or Tier II Capital as per the Temporary Article 2, Clause 1 of the Regulation (-) | - |
| The Portion of Total of Net Long Positions of the Investments in Equity Items of Unconsolidated Banks and Financial Institutions where the Bank Owns more than 10% of the Issued Share Capital Exceeding the 10% Threshold of above Tier I Capital not deducted from Additional Core Capital or Tier II Capital as per the Temporary Article 2, Clause 1 of the Regulation (-) | - |
| The Portion of Net Long Position of the Investments in Equity Items of Unconsolidated Banks and Financial Institutions where the Bank Owns 10% or more of the Issued Share Capital, of the Net Deferred Tax Assets arising from Temporary Differences and of the Mortgage Servicing Rights not deducted from Tier I Capital as per the Temporary Article 2, Clause 2, Paragraph (1) and (2) and Temporary Article 2, Clause 1 of the Regulation (-) | - |
| Equity | 3.149.413 |
| Amounts lower than excesses as per deduction rules | |
| Remaining Total of Net Long Positions of the Investments in Equity Items of Unconsolidated Banks and Financial Institutions where the Bank Owns 10% or less of the Issued Share Capital | - |
| Remaining Total of Net Long Positions of the Investments in Tier I Capital of Unconsolidated Banks and Financial Institutions where the Bank Owns more than 10% or less of the Tier I Capital | - |
| Remaining Mortgage Servicing Rights | - |
| Net Deferred Tax Assets arising from Temporary Differences | 18.922 |

(*)Total capital has been calculated in accordance with the "Regulations regarding to changes on Regulation on Equity of Banks" effective from date 31 March 2016, the information given in the prior period column has been calculated as per former regulation.

ALBARAKA TÜRK KATILIM BANKASI A.Ş.
NOTES RELATED TO CONSOLIDATED FINANCIAL STATEMENTS
AS OF 31 MARCH 2016

(Thousand of Turkish Lira (TL) unless otherwise stated)

I. Explanations on consolidated capital adequacy standard ratio (continued):

b) Information on reconciliation of consolidated total capital and consolidated equity

The difference between Total Capital and Equity in the unconsolidated balance sheet mainly arises from the general provisions and debt instruments and share issue premiums deemed suitable by the BRSA. In the calculation of Total Capital, general provision up to 1,25% of the credit risk is taken into consideration as Tier II Capital. On the other hand, in the calculation of the Total Capital, improvement costs for operating leases followed under tangible assets in the balance sheet, intangible assets and related deferred tax liabilities, net book value of immovables that are acquired against overdue receivables and retained more than five years, other items defined by the regulator are taken into consideration as amounts deducted from Total Capital.

ALBARAKA TÜRK KATILIM BANKASI A.Ş.
NOTES RELATED TO CONSOLIDATED FINANCIAL STATEMENTS
AS OF 31 MARCH 2016

(Thousand of Turkish Lira (TL) unless otherwise stated)

I. Explanations on consolidated capital adequacy standard ratio (continued):

c) Details on Subordinated Liabilities:

| | |
|---|--|
| Issuer | Albaraka Sukuk Ltd. |
| Unique Identifier | XS1301525207 |
| Governing Law(s) of the Instrument | English Law |
| Special Consideration in the Calculation of Equity | |
| As of January 1, 2015 consideration to be subject to a 10% reduction application status | No |
| Eligible at Unconsolidated/Consolidated | Unconsolidated/Consolidated |
| Instrument Type | Sukuk Wakala |
| Amount recognized in regulatory capital (as of most recent reporting date) | TL 628.280 |
| Par Value of Instrument | TL 628.280 |
| Accounting Classification | Subordinated Loan |
| Original date of Issuance | November 30, 2015 |
| Perpetual or dated | Dated |
| Maturity date | November 30, 2025 |
| Issuer call subject to prior supervisory (BRSA) approval | Yes |
| Optional call date, contingent call dates and redemption amount | Last Payment Date : 30.11.2020 Total Repayment Amount of Profit Share : USD.131.250.000,- Repayment Period: 6 months Principal Payment: USD 250.000.000 |
| Subsequent call dates | - |
| Profit Share/Dividends | |
| Fixed or floating profit share/dividend | Fixed |
| Profit share rate and any related index | 10,50% |
| Existence of a dividend stopper | As per BRSA regulations and Communiqués it is payable |
| Fully discretionary, partially discretionary or mandatory | Mandatory |
| Existence of step up or other incentive to redeem | - |
| Noncumulative or cumulative | Noncumulative |
| Convertible or Non-convertible | |
| If convertible, conversion trigger | As per BRSA regulations and Communiqués it is convertible |
| If convertible, fully or partially | As per BRSA approval it is convertible fully or partially |
| If convertible, conversion rate | As per BRSA approval it is convertible and the rate may be determined. |
| If convertible, mandatory or optional conversion | Subject to BRSA's approval. |
| If convertible, specify instrument type convertible into | Share certificate |
| If convertible, specify issuer of instrument it converts into | - |
| Write-down feature | |
| If write-down, write-down trigger(s) | - |
| If write-down, full or partial | - |
| If write down, permanent or temporary | - |
| If temporary write-down, description of write-up mechanism | - |
| Position in subordination hierarchy in liquidation (specify instrument type immediately senior to instrument) | After all creditors and participation fund owners |
| In compliance with article number 7 and 8 of "Own fund regulation" | No |
| Details of incompliances with article number 7 and 8 of "Own fund regulation" | No |

ALBARAKA TÜRK KATILIM BANKASI A.Ş.
NOTES RELATED TO CONSOLIDATED FINANCIAL STATEMENTS
AS OF 31 MARCH 2016

(Thousand of Turkish Lira (TL) unless otherwise stated)

II. Explanations on consolidated credit risk:

Not prepared in compliance with the Article 25 of the Communiqué “Financial Statements and Related Disclosures and Footnotes to be Announced to Public by Banks”.

III. Explanations on consolidated currency risk:

Foreign currency risk arises from the Group’s possible exposure to the changes in foreign currencies.

- a) The Parent Bank is exposed to currency risks as a market risk and tries to balance the currency risks by avoiding to keep any long or short positions. The currency risk of the Parent Bank is monitored on a daily basis. Net foreign currency position/shareholders’ equity ratio is also controlled on a daily basis. All foreign currency assets, liabilities and foreign currency forward transactions are taken into consideration while capital requirement to be employed for foreign currency risk is calculated. Standard Method used in legal reporting and amount subject to risk is calculated on a monthly basis.
- b) The Group does not have any derivative financial instruments held for hedging purposes.
- c) As a result of the uncertainty and volatility in the markets, foreign currency position is kept at a balance, and accordingly, no currency risk is anticipated. The Parent Bank takes necessary measures to keep the currency risk at a minimum level.
- d) Foreign exchange buying rates of the last five working days before the balance sheet date as publicly announced by the Parent Bank are as follows:

| | USD | EUR |
|--|-------|-------|
| As of March 31, 2016 - Balance sheet evaluation rate | 2,780 | 3,167 |
| As of March 30, 2016 | 2,790 | 3,168 |
| As of March 29, 2016 | 2,810 | 3,150 |
| As of March 28, 2016 | 2,830 | 3,172 |
| As of March 25, 2016 | 2,820 | 3,147 |
| As of March 24, 2016 | 2,820 | 3,148 |

- e) The simple arithmetical average of the major foreign exchange buying rates of the Parent Bank for the thirty days before the balance sheet date is full TL 2,840 for 1 USD (December 2015: full TL 2,883), full TL 3,159 for 1 EURO (December 2015: full TL 3,145).

Foreign currency sensitivity:

The Group is mainly exposed to EUR and USD currency risks.

The following table details the Group’s sensitivity to a 10% change in the USD and EURO rates. A negative amount indicates a decrease effect in profit/loss or equity of the 10% value change of USD and EUR against TL.

| | % Change in foreign currency rate | Effect on profit/loss | | Effect on equity | |
|------|-----------------------------------|-----------------------|--------------|------------------|--------------|
| | | Current Period | Prior Period | Current Period | Prior Period |
| USD | 10% increase | 4.959 | 1.587 | (88) | (177) |
| USD | 10% decrease | (4.959) | (1.587) | 88 | 177 |
| EURO | 10% increase | 897 | 4.264 | 865 | 859 |
| EURO | 10% decrease | (897) | (4.264) | (865) | (859) |

ALBARAKA TÜRK KATILIM BANKASI A.Ş.
NOTES RELATED TO CONSOLIDATED FINANCIAL STATEMENTS
AS OF 31 MARCH 2016

(Thousand of Turkish Lira (TL) unless otherwise stated)

III. Explanations on consolidated currency risk (continued):

Information on currency risk of the Group:

| Current Period | EUR | USD | Other FC(*) | Total |
|--|------------------|-------------------|--------------------|-------------------|
| Assets | | | | |
| Cash (cash in vault, foreign currency, money in transit, cheques purchased) and balances with the Central Bank of Republic of Turkey | 513.885 | 2.052.969 | 620.742 | 3.187.596 |
| Banks | 86.581 | 1.909.495 | 195.871 | 2.191.947 |
| Financial assets at fair value through profit and loss | - | 97 | - | 97 |
| Money market placements | - | - | - | - |
| Available-for-sale financial assets | 10.950 | 246.705 | - | 257.655 |
| Loans and financial lease receivables(**) | 2.744.245 | 5.628.748 | 1.720 | 8.374.713 |
| Subsidiaries, associates and joint ventures | - | - | - | - |
| Held-to-maturity investments | - | - | - | - |
| Derivative financial assets for hedging purposes | - | - | - | - |
| Tangible assets | - | - | 1.072 | 1.072 |
| Intangible assets | - | - | 397 | 397 |
| Other assets (***) | 1.030 | 1.271 | 1.275 | 3.576 |
| Total assets | 3.356.691 | 9.839.285 | 821.077 | 14.017.053 |
| Liabilities | | | | |
| Current account and funds collected from banks via participation accounts | 261.181 | 73.080 | 5.297 | 339.558 |
| Other current and profit sharing accounts | 1.990.268 | 6.013.569 | 314.562 | 8.318.399 |
| Money market borrowings | - | - | - | - |
| Funds provided from other financial institutions and subordinated loans | 932.597 | 3.321.554 | - | 4.254.151 |
| Marketable securities issued | - | 957.885 | - | 957.885 |
| Miscellaneous payables | 7.185 | 81.063 | 53.681 | 141.929 |
| Derivative financial liabilities for hedging purposes | - | - | - | - |
| Other liabilities | 5.912 | 9.760 | 48 | 15.720 |
| Total liabilities | 3.197.143 | 10.456.911 | 373.588 | 14.027.642 |
| Net balance sheet position | 159.548 | (617.626) | 447.489 | (10.589) |
| Net off balance sheet position | (150.579) | 667.217 | (435.113) | 81.525 |
| Derivative financial instruments assets (****) | 5.226 | 685.919 | 7.681 | 698.826 |
| Derivative financial instruments liabilities (****) | 155.805 | 18.702 | 442.794 | 617.301 |
| Non-cash loans (*****) | 1.475.468 | 3.154.691 | 37.300 | 4.667.459 |
| Prior Period | | | | |
| Total assets | 3.432.222 | 10.395.889 | 630.020 | 14.458.131 |
| Total liabilities | 3.372.658 | 10.590.896 | 420.127 | 14.383.681 |
| Net balance sheet position | 59.564 | (195.007) | 209.893 | 74.450 |
| Net off balance sheet position | (16.929) | 210.880 | (191.644) | 2.307 |
| Derivative financial instruments assets | 8.320 | 249.140 | 7.599 | 265.059 |
| Derivative financial instruments liabilities | 25.249 | 38.260 | 199.243 | 262.752 |
| Non-cash loans (*****) | 1.298.973 | 3.054.388 | 35.294 | 4.388.655 |

(*) TL 600.285 of the balance in Cash (cash in vault, foreign currency, money in transit, cheques purchased) and balances with the Central Bank of Republic of Turkey in other FC column represent precious metals, TL 90.976 of the balance in Banks in other FC column represent precious metals accounts with banks, TL 260.133 of the balance in Other current and profit sharing accounts in other FC column represent precious metals deposits accounts.

(**) The balance includes foreign currency indexed loans and financial lease receivables of TL 5.090.986 (December 31, 2015: TL 5.068.133).

(***) Foreign currency indexed receivables from commission and fees of non-cash loans amounting to TL 523 (December 31, 2015: TL 431) is included in other assets.

(****) In the current period, derivative financial instruments assets include foreign currency purchase commitment in the amount of TL 271.809 (December 31, 2015: TL 45.969) and derivative financial instruments liabilities include foreign currency sale commitment in the amount of TL 180.947 (December 31, 2015: TL 64.837).

(*****) Does not have any effect on the net off-balance sheet position.

ALBARAKA TÜRK KATILIM BANKASI A.Ş.
NOTES RELATED TO CONSOLIDATED FINANCIAL STATEMENTS
AS OF 31 MARCH 2016

(Thousand of Turkish Lira (TL) unless otherwise stated)

IV. Explanations on consolidated position risk of equity securities in banking book:

The Parent Bank does not have any associate and subsidiary quoted at Borsa İstanbul.

V. Explanations on consolidated liquidity risk:

Liquidity Risk is managed by Asset and Liability Committee (ALCO) in line with risk management policies and risk appetite approved by the Board of Directors in order to take the necessary measures in a timely and correct manner against possible liquidity shortages that may result from market conditions and balance sheet structure of the Parent Bank. Under stressed conditions, liquidity risk is managed within the Contingency Funding Plan framework.

The Board of Directors reviews the liquidity risk management strategy, policy and practices and approves the liquidity strategy and policies within the framework of risk management strategy and policies, ensures the effective of practice of policies and integrations with Parent Bank's risk management strategy. The Board of Directors determines the basic metrics in liquidity risk measurement and monitoring. The Board of Directors establishes risk appetite of the Parent Bank in liquidity risk management and identifies the risk limits in accordance with the risk appetite and reviews it regularly.

ALCO takes necessary decisions which will be executed by related departments by assessing the liquidity risk that the Parent Bank is exposed to and considering the Parent Bank's strategy and conditions of competition and pursues the implementations.

Risk Management Department defines the Parent Bank's liquidity risk, measures and monitors the risks with liquidity risk measurement methods that are in compliance with legal legislation, presents measurement results periodically to related departments, committees and senior management. Risk Management Department coordinates related parties in order to ensure compliance of risk management process in accordance with the Parent Bank's risk profile, operation environment and strategic plan with regulations.

The liquidity risk analysis and the important early warning signals are reported periodically to related senior management. Additionally, analysis and monitored internal reserve limit ratios related to liquidity risk are presented in ALCO report. Reserve limit ratios and alert levels approved by the Board of Directors are monitored and reported regularly to related parties.

The Parent Bank's funding management is carried out in compliance with the ALCO decisions. Funding and placement strategies are developed by assessing liquidity of the Parent Bank.

In liquidity risk management actions that will be taken and procedures are determined by considering normal economic conditions and stress conditions.

Diversification of assets and liabilities is assured so as to be able to continuously meet the obligations, also taking into account the relevant currencies. Funding sources are monitored actively during identification of concentration risk related to funding. The Parent Bank's funding base of funds collected and other borrowing transactions are diversified in order to prevent the concentration of a particular funding source. Factors that could trigger the sudden and significant run off in funds or impair the accessibility of the funding sources are analyzed.

In the context of TL and foreign currencies liquidity management, the Parent Bank monitors the cash flows regarding assets and liabilities and forecasts the required liquidity in future periods. In cash flow analysis, stress is applied to items that affect the liquidity by volume and rate of change from a liquidity management point of view.

ALBARAKA TÜRK KATILIM BANKASI A.Ş.
NOTES RELATED TO CONSOLIDATED FINANCIAL STATEMENTS
AS OF 31 MARCH 2016

(Thousand of Turkish Lira (TL) unless otherwise stated)

V. Explanations on consolidated liquidity risk (continued):

Liquidity risk exposed by the Parent Bank is managed by establishing risk appetite, effective control environment and closely monitoring by limits.

The results of liquidity risk stress testing are taken into consideration in the assessment of liquidity adequacy and identification of strategy, policy and procedures regarding liquidity risk and contingency funding plan is prepared within this framework.

There exists "Liquidity Risk Management Contingency Funding Plan" in the Parent Bank including mechanisms to prevent increase in liquidity risk during normal and liquidity crisis scenarios for different conditions and levels. Available liquidity sources are determined by considering the liquidity squeezes. Within the framework of this plan, the Parent Bank monitors liquidity risk in terms of early warning indicators in each stress.

Consolidated Liquidity Coverage Ratio :

| | Current Period | Rate of "Percentage to be taken into account" not Implemented Total value ^(*) | | Rate of "Percentage to be taken into account" Implemented Total value ^(*) | |
|--|--|--|------------------|--|------------------|
| | | TL+FC | FC | TL+FC | FC |
| HIGH QUALITY LIQUID ASSETS | | | | | |
| 1 | High quality liquid assets | | | 3.551.478 | 2.569.599 |
| CASH OUTFLOWS | | | | | |
| 2 | Retail and Small Business Funds Collected | 11.608.000 | 4.875.710 | 974.939 | 434.814 |
| 3 | Stable Funds Collected | 3.717.220 | 1.055.140 | 185.861 | 52.757 |
| 4 | Less stable Funds Collected | 7.890.780 | 3.820.570 | 789.078 | 382.057 |
| Unsecured Funding other than Retail and Small Business | | | | | |
| 5 | Customers Deposits | 5.529.431 | 2.643.063 | 2.799.942 | 1.339.545 |
| 6 | Operational Funds Collected | 179.776 | 179.352 | 44.944 | 44.838 |
| 7 | Non-Operational Funds Collected | 2.847.510 | 1.281.113 | 1.316.194 | 604.235 |
| 8 | Other Unsecured Funding | 2.502.145 | 1.182.598 | 1.438.804 | 690.472 |
| 9 | Secured funding | | | - | - |
| 10 | Other Cash Outflows | 401.159 | 290.633 | 401.159 | 290.633 |
| Liquidity needs related to derivatives and market valuation changes on derivatives transactions | | | | | |
| 11 | | 401.159 | 290.633 | 401.159 | 290.633 |
| Debts related to the structured financial products | | | | | |
| 12 | | - | - | - | - |
| Commitment related to debts to financial markets and other off balance sheet liabilities | | | | | |
| 13 | | - | - | - | - |
| Commitments that are unconditionally revocable at any time by the Bank and other contractual commitments | | | | | |
| 14 | | - | - | - | - |
| 15 | Other irrevocable or conditionally revocable commitments | 9.600.253 | 4.438.382 | 800.938 | 399.707 |
| 16 | TOTAL CASH OUTFLOWS | | | 4.976.978 | 2.464.699 |
| CASH INFLOWS | | | | | |
| 17 | Secured Lending Transactions | - | - | - | - |
| 18 | Unsecured Lending Transactions | 3.881.619 | 2.427.957 | 2.753.294 | 1.772.448 |
| 19 | Other contractual cash inflows | 419.329 | 401.699 | 419.329 | 401.699 |
| 20 | TOTAL CASH INFLOWS | 4.300.948 | 2.829.656 | 3.172.623 | 2.174.147 |
| | | | | Upper limit applied amounts | |
| 21 | TOTAL HQLA | | | 3.551.478 | 2.569.599 |
| 22 | TOTAL NET CASH OUTFLOWS | | | 1.804.355 | 616.175 |
| 23 | Liquidity Coverage Ratio (%) | | | 196,83 | 417,02 |

^(*)Average of the last three months of liquidity coverage ratios calculated considering weekly simple arithmetic averages

As per "Regulation on Liquidity Coverage Ratio Calculation" published in the Official Gazette numbered 28948, dated March 21, 2014, the weeks on which the minimum and maximum liquidity coverage ratios have been calculated for the last three months are as follows:

| Liquidity Coverage Ratio | Current Period | |
|--------------------------|-------------------|-------------------|
| | TL+FC | FC |
| Lowest Week | 270,20 | 388,62 |
| | 04.03.2016 | 29.01.2016 |
| Highest Week | 329,38 | 520,66 |
| | 12.02.2016 | 11.03.2016 |
| Average (%) | 298,12 | 447,11 |

ALBARAKA TÜRK KATILIM BANKASI A.Ş.
NOTES RELATED TO CONSOLIDATED FINANCIAL STATEMENTS
AS OF 31 MARCH 2016

(Thousand of Turkish Lira (TL) unless otherwise stated)

V. Explanations on consolidated liquidity risk (continued):

Consolidated Liquidity Coverage Ratio (continued):

| | Prior Period | Rate of "Percentage to be taken into account" not Implemented Total value ⁽¹⁾ | | Rate of "Percentage to be taken into account" Implemented Total value ⁽¹⁾ | |
|----|--|--|------------------|--|------------------|
| | | TL+FC | FC | TL+FC | FC |
| | HIGH QUALITY LIQUID ASSETS | | | | |
| 1 | High quality liquid assets | | | 4.646.672 | 3.219.811 |
| | CASH OUTFLOWS | | | | |
| 2 | Retail and Small Business Funds Collected | 11.185.760 | 4.553.060 | 1.118.576 | 455.306 |
| 3 | Stable Funds Collected | - | - | - | - |
| 4 | Less stable Funds Collected | 11.185.760 | 4.553.060 | 1.118.576 | 455.306 |
| 5 | Unsecured Funding other than Retail and Small Business Customers Deposits | 5.457.231 | 2.634.109 | 2.807.463 | 1.411.013 |
| 6 | Operational Funds Collected | 138.796 | 137.828 | 34.699 | 34.457 |
| 7 | Non-Operational Funds Collected | 2.740.796 | 1.270.374 | 1.467.273 | 782.629 |
| 8 | Other Unsecured Funding | 2.577.639 | 1.225.907 | 1.305.491 | 593.927 |
| 9 | Secured funding | | | - | - |
| 10 | Other Cash Outflows | 93.544 | 64.836 | 93.544 | 64.836 |
| 11 | Liquidity needs related to derivatives and market valuation changes on derivatives transactions | 93.544 | 64.836 | 93.544 | 64.836 |
| 12 | Debts related to the structured financial products | - | - | - | - |
| 13 | Commitment related to debts to financial markets and other off balance sheet liabilities | - | - | - | - |
| 14 | Commitments that are unconditionally revocable at any time by the Bank and other contractual commitments | - | - | - | - |
| 15 | Other irrevocable or conditionally revocable commitments | 8.582.626 | 3.943.011 | 753.816 | 370.595 |
| 16 | TOTAL CASH OUTFLOWS | | | 4.773.399 | 2.301.750 |
| | CASH INFLOWS | | | | |
| 17 | Secured Lending Transactions | - | - | - | - |
| 18 | Unsecured Lending Transactions | 3.881.434 | 2.240.888 | 2.982.449 | 1.874.782 |
| 19 | Other contractual cash inflows | 155.463 | 102.406 | 155.463 | 102.406 |
| 20 | TOTAL CASH INFLOWS | 4.036.897 | 2.343.294 | 3.137.912 | 1.977.188 |
| | | | | Upper limit applied amounts | |
| 21 | TOTAL HQLA | | | 4.646.672 | 3.219.811 |
| 22 | TOTAL NET CASH OUTFLOWS | | | 1.635.487 | 575.438 |
| 23 | Liquidity Coverage Ratio (%) | | | 284,12 | 559,54 |

⁽¹⁾Average of the last three months of liquidity coverage ratios calculated considering weekly simple arithmetic averages.

As per "Regulation on Liquidity Coverage Ratio Calculation" published in the Official Gazette numbered 28948, dated March 21, 2014, the weeks on which the minimum and maximum liquidity coverage ratios have been calculated for the last three months are as follows:

| Liquidity Coverage Ratio | Current Period | |
|--------------------------|-----------------------------|-----------------------------|
| | TL+FC | FC |
| Lowest Week | 276,20 11.11.2015 | 314,95 06.10.2015 |
| Highest Week | 387,85 18.12.2015 | 570,73 30.11.2015 |
| Average (%) | 327,59 | 460,32 |

ALBARAKA TÜRK KATILIM BANKASI A.Ş.
NOTES RELATED TO CONSOLIDATED FINANCIAL STATEMENTS
AS OF 31 MARCH 2016

(Thousand of Turkish Lira (TL) unless otherwise stated)

V. Explanations on consolidated liquidity risk (continued):

Presentation of assets and liabilities according to their remaining maturities:

| | Demand | Up to 1 month | 1-3 months | 3-12 months | 1-5 years | Over 5 years | Unallocated (**)(***) | Total |
|--|--------------------|--------------------|--------------------|------------------|------------------|------------------|-----------------------|-------------------|
| Current Period | | | | | | | | |
| Assets | | | | | | | | |
| Cash (cash in vault, foreign currency, money in transit, cheques purchased) and balances with the Central Bank of Republic of Turkey | 617.990 | 2.860.327 | - | - | - | - | - | 3.478.317 |
| Banks | 2.215.772 | 502.915 | 71.662 | - | - | - | - | 2.790.349 |
| Financial Assets at Fair Value Through Profit and Loss | 804 | 349 | - | - | - | - | - | 1.153 |
| Money Market Placements Available-For-Sale Financial Assets | 12.883 | 23.351 | 81.206 | 338.146 | 555.797 | 30.215 | - | 1.041.598 |
| Loans ^(*) | - | 1.912.806 | 2.170.227 | 6.490.220 | 7.676.749 | 1.250.251 | 390.931 | 19.891.184 |
| Held-To-Maturity Investments | - | - | - | 536.495 | 209.274 | - | - | 745.769 |
| Other Assets | - | - | 9 | 2.328 | 2.663 | - | 812.690 | 817.690 |
| Total Assets | 2.847.449 | 5.299.748 | 2.323.104 | 7.367.189 | 8.444.483 | 1.280.466 | 1.203.621 | 28.766.060 |
| Liabilities | | | | | | | | |
| Current account and funds collected from banks via participation accounts | 179.775 | 68.689 | 106.257 | 15.856 | - | - | - | 370.577 |
| Other current and profit sharing accounts | 3.849.534 | 11.926.815 | 2.006.020 | 1.240.309 | 95.845 | - | - | 19.118.523 |
| Funds provided from other financial institutions and subordinated loans | - | 387.198 | 394.940 | 703.657 | 1.584.076 | 1.184.280 | - | 4.254.151 |
| Money Market Borrowings | - | 780.138 | - | - | - | - | - | 780.138 |
| Marketable securities issued | - | - | - | - | 957.885 | - | - | 957.885 |
| Miscellaneous payables | - | 147.538 | 32.447 | 10.160 | - | - | 649.745 | 839.890 |
| Other liabilities | - | 65.209 | 71.163 | 5.638 | - | - | 2.302.886 | 2.444.896 |
| Total Liabilities | 4.029.309 | 13.375.587 | 2.610.827 | 1.975.620 | 2.637.806 | 1.184.280 | 2.952.631 | 28.766.060 |
| Net Liquidity Gap | (1.181.860) | (8.075.839) | (287.723) | 5.391.569 | 5.806.677 | 96.186 | (1.749.010) | - |
| Net Off-balance sheet Position | - | (3.147) | (5.731) | (459) | - | - | - | (9.337) |
| Financial Derivative Assets | - | 106.538 | 104.943 | 215.536 | - | - | - | 427.017 |
| Financial Derivative Liabilities | - | 109.685 | 110.674 | 215.995 | - | - | - | 436.354 |
| Non-cash Loans | 4.909.897 | 192.269 | 429.004 | 2.248.689 | 1.244.865 | 45.321 | - | 9.070.045 |
| Prior period | | | | | | | | |
| Total Assets | 3.834.227 | 5.332.964 | 2.533.007 | 6.987.596 | 8.489.952 | 1.177.188 | 1.162.513 | 29.517.447 |
| Total Liabilities | 4.261.040 | 12.761.275 | 3.781.129 | 2.085.824 | 2.540.918 | 1.226.880 | 2.860.381 | 29.517.447 |
| Net Liquidity Gap | (426.813) | (7.428.311) | (1.248.122) | 4.901.772 | 5.949.034 | (49.692) | (1.697.868) | - |
| Net Off-balance sheet Position | - | - | - | 21.173 | - | - | - | 21.173 |
| Financial Derivative Assets | - | - | - | 219.089 | - | - | - | 219.089 |
| Financial Derivative Liabilities | - | - | - | 197.916 | - | - | - | 197.916 |
| Non-cash Loans | 4.533.680 | 596.383 | 935.430 | 1.471.883 | 1.086.885 | 39.796 | - | 8.664.057 |

(*) Leasing receivables are included under loans. Unallocated amount represents the amount arising from advances granted for uninvoiced leasing receivables and net non-performing loans transactions.

(**) Certain assets in the balance sheet that are necessary for the banking operations but cannot be readily convertible into cash in the near future, such as tangible assets, investments in associates and subsidiaries, stationary supplies, prepaid expenses and non-performing loans, are included here.

(***) The unallocated other liabilities column consists of equity, provisions and deferred tax liabilities.

ALBARAKA TÜRK KATILIM BANKASI A.Ş.
NOTES RELATED TO CONSOLIDATED FINANCIAL STATEMENTS
AS OF 31 MARCH 2016

(Thousand of Turkish Lira (TL) unless otherwise stated)

VI. Explanations on consolidated leverage ratio:

As of 31 March 2016, consolidated leverage ratio of the Parent Bank calculated from the arithmetic average of the last 3 months is 5,11% (31 December 2015: 5,01%). This ratio is above the minimum required. The most important reason for the difference in leverage ratio between current and previous period is the increase in the balance sheet assets.

Disclosure of consolidated leverage ratio template :

| | Current Period | Prior Period |
|--|---|--|
| | March 31, 2016^(*) | December 31, 2015^(*) |
| Balance sheet assets | | |
| 1 | | |
| Balance sheet assets (excluding derivative financial assets and credit derivatives, including collaterals) | 29.111.773 | 28.891.918 |
| 2 | | |
| (Assets deducted from Core capital) | (75.472) | (79.064) |
| 3 | | |
| Total risk amount of balance sheet assets (sum of lines 1 and 2) | 29.036.301 | 28.812.854 |
| Derivative financial assets and credit derivatives | | |
| 4 | | |
| Cost of replenishment for derivative financial assets and credit derivatives | 5.426 | 20.043 |
| 5 | | |
| Potential credit risk amount of derivative financial assets and credit derivatives | 9.019 | 4.913 |
| 6 | | |
| Total risk amount of derivative financial assets and credit derivatives (sum of lines 4 and 5) | 14.445 | 24.956 |
| Financing transactions secured by marketable security or commodity | | |
| 7 | | |
| Risk amount of financing transactions secured by marketable security or commodity (excluding Balance sheet) | 58.698 | 139.204 |
| 8 | | |
| Risk amount arising from intermediary transactions | - | - |
| 9 | | |
| Total risk amount of financing transactions secured by marketable security or commodity (sum of lines 7 and 8) | 58.698 | 139.204 |
| Off-balance sheet transactions | | |
| 10 | | |
| Gross notional amount of off-balance sheet transactions | 10.495.682 | 9.880.604 |
| 11 | | |
| (Correction amount due to multiplication with credit conversion rates) | - | - |
| 12 | | |
| Total risk of off-balance sheet transactions (sum of lines 10 and 11) | 10.495.682 | 9.880.604 |
| Capital and total risk | | |
| 13 | | |
| Core Capital | 2.023.974 | 1.947.891 |
| 14 | | |
| Total risk amount(sum of lines 3, 6, 9 and 12) | 39.605.126 | 38.857.618 |
| Leverage ratio | | |
| 15 | | |
| Leverage ratio | 5,11 | 5,01 |

^(*) The arithmetic average of the last 3 months in the related periods

VII. Explanations on presentation of financial assets and liabilities at fair value:

Not prepared in compliance with the Article 25 of the Communiqué "Financial Statements and Related Disclosures and Footnotes to be Announced to Public by Banks".

VIII. Explanations regarding the activities carried out on behalf and account of other persons:

Not prepared in compliance with the Article 25 of the Communiqué "Financial Statements and Related Disclosures and Footnotes to be Announced to Public by Banks".

ALBARAKA TÜRK KATILIM BANKASI A.Ş.
NOTES RELATED TO CONSOLIDATED FINANCIAL STATEMENTS
AS OF 31 MARCH 2016

(Thousand of Turkish Lira (TL) unless otherwise stated)

IX. EXPLANATIONS ON RISK MANAGEMENT:

Notes and explanations in this section have been prepared in accordance with the Communiqué On Disclosures About Risk Management To Be Announced To Public By Banks that have been published in Official Gazette numbered 29511 dated October 23, 2015 and became effective as of March 31, 2016. The following tables which have to be presented on a quarterly basis have not been presented since the Group does not use the standard approach for the calculation of capital adequacy.

- RWA flow statements of credit risk exposures under IRB
- RWA flow statements of CCR exposures under the Internal Model Method (IMM)
- RWA flow statements of market risk exposures under an IMA

Overview of RWA

| | | Risk Weighted Amount | | Minimum capital requirement |
|-----------|---|----------------------|-------------------|-----------------------------|
| | | Current Period | Prior Period | Current Period |
| 1 | Credit risk (excluding counterparty credit risk) (CCR) | 20.615.509 | 19.109.075 | 1.649.241 |
| 2 | Standardised approach (SA) | 20.615.509 | 19.109.075 | 1.649.241 |
| 3 | Internal rating-based (IRB) approach | - | - | - |
| 4 | Counterparty credit risk | 5.325 | 11.507 | 426 |
| 5 | Standardised approach for counterparty credit risk (SA-CCR) | 5.325 | 11.507 | 426 |
| 6 | Internal model method (IMM) | - | - | - |
| 7 | Basic risk weight approach to internal models equity position in the banking account | - | - | - |
| 8 | Investments made in collective investment companies – look-through approach | - | - | - |
| 9 | Investments made in collective investment companies – mandate-based approach | - | - | - |
| 10 | Investments made in collective investment companies – 1250% weighted risk approach | - | - | - |
| 11 | Settlement risk | - | - | - |
| 12 | Securitization positions in banking accounts | - | - | - |
| 13 | IRB ratings-based approach (RBA) | - | - | - |
| 14 | IRB Supervisory Formula Approach (SFA) | - | - | - |
| 15 | SA/simplified supervisory formula approach (SSFA) | - | - | - |
| 16 | Market risk | 105.702 | 91.343 | 8.456 |
| 17 | Standardised approach (SA) | 105.702 | 91.343 | 8.456 |
| 18 | Internal model approaches (IMM) | - | - | - |
| 19 | Operational Risk | 1.720.621 | 1.566.122 | 137.650 |
| 20 | Basic Indicator Approach | 1.720.621 | 1.566.122 | 137.650 |
| 21 | Standard Approach | - | - | - |
| 22 | Advanced measurement approach | - | - | - |
| 23 | The amount of the discount threshold under the equity (subject to a 250% risk weight) | - | - | - |
| 24 | Floor adjustment | - | - | - |
| 25 | Total (1+4+7+8+9+10+11+12+16+19+23+24) | 22.447.157 | 20.778.047 | 1.795.773 |

ALBARAKA TÜRK KATILIM BANKASI A.Ş.
NOTES RELATED TO CONSOLIDATED FINANCIAL STATEMENTS
AS OF 31 MARCH 2016

(Thousand of Turkish Lira (TL) unless otherwise stated)

X. Explanations on consolidated business segments:

The Parent Bank operates in retail, commercial and corporate banking segments via profit/loss sharing method in accordance with its mission.

| Current Period | Retail | Commercial and Corporate | Treasury | Undistributed | Total |
|--|-------------------|---------------------------------|------------------|----------------------|-------------------|
| Total Assets | 2.918.324 | 18.020.604 | 2.325.821 | 5.501.311 | 28.766.060 |
| Total Liabilities | 13.181.416 | 7.526.735 | 5.419.564 | 534.122 | 26.661.837 |
| Total Equity | - | - | - | 2.104.223 | 2.104.223 |
| Net profit share income/(expense) ^{(*)(**)} | (77.142) | 381.317 | (25.223) | (1.242) | 277.710 |
| Net fees and commissions income/(expense) | 4.154 | 34.488 | (6.997) | 709 | 32.354 |
| Other operating income/(expense) | 7.456 | 22.831 | (14.501) | (167.440) | (151.654) |
| Provision for loan losses and other receivables | (7.458) | (46.088) | - | (20.080) | (73.626) |
| Profit/(loss) before tax | (72.990) | 392.548 | (46.721) | (188.053) | 84.784 |
| Provision for tax | - | - | - | (22.273) | (22.273) |
| Net profit/(loss) for the period | (72.990) | 392.548 | (46.721) | (210.326) | 62.511 |

| Prior Period | Retail | Commercial and Corporate | Treasury | Undistributed | Total |
|--|-------------------|---------------------------------|------------------|----------------------|-------------------|
| Total Assets | 2.772.567 | 17.672.285 | 2.232.251 | 6.840.344 | 29.517.447 |
| Total Liabilities | 13.119.733 | 8.362.364 | 5.539.490 | 399.832 | 27.421.419 |
| Total Equity | - | - | - | 2.096.028 | 2.096.028 |
| Net profit share income/(expense) ^{(*)(**)} | (87.317) | 242.863 | 35.785 | - | 191.331 |
| Net fees and commissions income/(expense) | 1.808 | 42.916 | (1.128) | (9.062) | 34.534 |
| Other operating income/(expense) | 3962 | 8.228 | 666 | (119.950) | (107.094) |
| Provision for loan losses and other receivables | (4.030) | (24.903) | - | (10.850) | (39.783) |
| Profit/(loss) before tax | (85.577) | 269.104 | 35.323 | (139.862) | 78.988 |
| Provision for tax | - | - | - | (16.202) | (16.202) |
| Net profit/(loss) for the period | (85.577) | 269.104 | 35.323 | (156.064) | 62.786 |

(*) The distribution difference in the retail, commercial and corporate segments stems from fund allocation and fund collection methods of the Parent Bank.

(**) Since the management uses net profit share income/(expense) as a performance measurement criteria, profit share income and expense is presented net.

ALBARAKA TÜRK KATILIM BANKASI A.Ş.
 NOTES RELATED TO CONSOLIDATED FINANCIAL STATEMENTS
 AS OF 31 MARCH 2016

(Thousand of Turkish Lira (TL) unless otherwise stated)

SECTION FIVE

Explanations and notes on the consolidated financial statements

I. Explanations and notes related to assets:

1. a) Cash and balances with the Central Bank of Republic of Turkey (CBRT):

| | Current Period | | Prior Period | |
|-----------------------|----------------|------------------|----------------|------------------|
| | TL | FC | TL | FC |
| Cash/Foreign currency | 109.606 | 212.645 | 124.648 | 283.565 |
| CBRT | 163.688 | 2.862.807 | 698.140 | 3.371.781 |
| Other ^(*) | 17.427 | 112.144 | 71.416 | 355.248 |
| Total | 290.721 | 3.187.596 | 894.204 | 4.010.594 |

^(*) As of March 31, 2016, includes precious metals amounting to TL 5.821 (December 31, 2015: TL 12.370) and cash in transit amounting to TL 123.750 (December 31, 2015: TL 414.294).

b) Information related to CBRT:

| | Current Period | | Prior Period | |
|--|----------------|------------------|----------------|------------------|
| | TL | FC | TL | FC |
| Unrestricted demand deposit | 160.849 | 5.319 | 695.445 | 377.110 |
| Unrestricted time deposit | - | - | - | - |
| Restricted time deposit ^(*) | 2.839 | 2.857.488 | 2.695 | 2.994.671 |
| Total | 163.688 | 2.862.807 | 698.140 | 3.371.781 |

^(*) As of March 31, 2016, the reserve requirement held in standard gold is TL 594.464 (December 31, 2015: TL 433.751).

In accordance with the "Communiqué Regarding the Reserve Requirements numbered 2005/1", banks operating in Turkey are required to maintain reserves in CBRT for TL and foreign currency liabilities. According to the Communiqué Regarding the Reserve Requirements, reserve requirements can be maintained in TL, USD and/or EURO and standard gold.

As of March 31, 2016, the compulsory rates for the reserve deposits at the Central Bank of Turkey for Turkish Lira are implemented within an interval from 5% to 11,5% depending on maturity of deposits and the compulsory rates for the foreign currency liabilities are within an interval from 5% to 25% depending on maturity of deposits.

The Central Bank of Republic of Turkey has launched to pay income on TL reserves since November 2014 and on USD reserves, reserve options and unrestricted deposits since May 2015.

ALBARAKA TÜRK KATILIM BANKASI A.Ş.
NOTES RELATED TO CONSOLIDATED FINANCIAL STATEMENTS
AS OF 31 MARCH 2016

(Thousand of Turkish Lira (TL) unless otherwise stated)

1. Explanations and notes related to assets (continued):

2. a) Information on financial assets at fair value through profit/loss subject to repurchase agreements and given as collateral/blocked:

None (December 31, 2015: None).

b) Table of positive differences related to derivative financial assets held for trading:

None (December 31, 2015: TL 20.822).

3. a) Information on banks:

| | Current Period | | Prior Period | |
|-----------------------------------|----------------|------------------|----------------|------------------|
| | TL | FC | TL | FC |
| Banks | | | | |
| Domestic ^(*) | 598.402 | 1.773.852 | 599.970 | 1.456.406 |
| Abroad | - | 418.095 | - | 426.238 |
| Foreign head offices and branches | - | - | - | - |
| Total | 598.402 | 2.191.947 | 599.970 | 1.882.644 |

^(*) Includes blockaged amount TL 574.550 (December 31, 2015: TL 569.474) booked under TL accounts arising from POS transactions.

b) Information on foreign bank accounts:

Not prepared in compliance with the Article 25 of the Communiqué "Financial Statements and Related Disclosures and Footnotes to be Announced to Public by Banks".

4. Information on financial assets available-for-sale:

a) Information on financial assets available for sale subject to repurchase transactions, given as a guarantee or blocked:

The Parent Bank has collateralized sukuk investments with a nominal amount of TL 136.753 and carrying value of TL 137.329 to CBRT with respect to money market transactions and subjected to repurchase agreements (December 31, 2015: TL 226.102).

As of March 31, 2016, there are not any available for sale investments given as a guarantee or blocked (December 31, 2015: TL 34.132).

ALBARAKA TÜRK KATILIM BANKASI A.Ş.
NOTES RELATED TO CONSOLIDATED FINANCIAL STATEMENTS
AS OF 31 MARCH 2016

(Thousand of Turkish Lira (TL) unless otherwise stated)

I. Explanations and notes related to assets (continued):

b) Information on financial assets available-for-sale:

| | Current Period | Prior Period |
|---|------------------|------------------|
| Debt securities | 1.029.404 | 1.009.985 |
| Quoted on a stock exchange ^(*) | 1.029.404 | 1.009.985 |
| Unquoted | - | - |
| Share certificates | 12.883 | 12.865 |
| Quoted on a stock exchange | - | - |
| Unquoted | 12.883 | 12.865 |
| Impairment provision (-) | 689 | 2.223 |
| Total | 1.041.598 | 1.020.627 |

^(*) Includes debt securities quoted on a stock exchange which are not traded at the related period ends.

5. Information on loans and receivables:

a) Information on all types of loans and advances given to shareholders and employees of the Bank:

| | Current Period | | Prior Period | |
|--|----------------|----------------|----------------|----------------|
| | Cash | Non-cash | Cash | Non-cash |
| Direct loans granted to shareholders | 81.080 | 87.879 | 80.073 | 62.236 |
| Corporate shareholders | 80.820 | 87.529 | 79.777 | 61.294 |
| Real person shareholders | 260 | 350 | 296 | 942 |
| Indirect loans granted to shareholders | 42.466 | 50.727 | 47.947 | 62.416 |
| Loans granted to employees | 11.173 | 27 | 8.985 | 28 |
| Total | 134.719 | 138.633 | 137.005 | 124.680 |

ALBARAKA TÜRK KATILIM BANKASI A.Ş.
NOTES RELATED TO CONSOLIDATED FINANCIAL STATEMENTS
AS OF 31 MARCH 2016

(Thousand of Turkish Lira (TL) unless otherwise stated)

I. Explanations and notes related to assets (continued):

b) Information on the first and second group loans, other receivables and restructured or rescheduled loans and other receivables:

| Cash loans | Standard loans and other receivables | | | Loans and other receivables under close monitoring | | |
|---------------------------------|--------------------------------------|-----------------------------|---------------|--|-----------------------------|---------------|
| | Loans and other receivables (Total) | Restructured or rescheduled | | Loans and other receivables (Total) | Restructured or rescheduled | |
| | | Extension of Repayment Plan | Other | | Extension of Repayment Plan | Other |
| Loans | 18.027.053 | 195.220 | 22.132 | 701.703 | 64.062 | 18.195 |
| Export loans | 442.373 | 2.320 | - | 5.499 | - | - |
| Import loans | 1.398.151 | 19.441 | 958 | 23.291 | 610 | - |
| Business loans | 9.419.826 | 143.444 | 11.034 | 538.532 | 53.744 | 8.674 |
| Consumer loans | 2.844.436 | 7.751 | 1.066 | 29.171 | 4.024 | 56 |
| Credit cards | 189.296 | - | - | 4.643 | - | - |
| Loans given to financial sector | 8.658 | - | - | - | - | - |
| Other ^(*) | 3.724.313 | 22.264 | 9.074 | 100.567 | 5.684 | 9.465 |
| Other receivables | - | - | - | - | - | - |
| Total | 18.027.053 | 195.220 | 22.132 | 701.703 | 64.062 | 18.195 |

^(*) Details of other loans are provided below:

| | |
|--|------------------|
| Commercial loans with installments | 1.953.114 |
| Other investment credits | 726.803 |
| Loans given to abroad | 444.838 |
| Profit and loss sharing investments ^(**) | 373.680 |
| Loans for purchase of marketable securities for customer | 269.013 |
| Other | 57.432 |
| Total | 3.824.880 |

^(**) As of March 31, 2016, the related balance represents profit and loss sharing investment projects (12 projects) which are real estate development projects in various regions of Istanbul and Ankara. Revenue sharing of profit and loss sharing investment projects is done within the framework of the signed contract between the Parent Bank and the counterparty after the cost of the projects is clarified and net profit of projects is determined once the project/stages of the project are completed. In case the transaction subject to the profit and loss sharing investment project results in a loss, the Parent Bank's share of loss is limited with the funds invested in the project by the Parent Bank. In the current period the Parent Bank recognized TL 51.890 (March 31, 2015: TL 7.526) income in the accompanying financial statements in relation to such loans and presented in the profit share on loans in the income statement.

ALBARAKA TÜRK KATILIM BANKASI A.Ş.
NOTES RELATED TO CONSOLIDATED FINANCIAL STATEMENTS
AS OF 31 MARCH 2016

(Thousand of Turkish Lira (TL) unless otherwise stated)

I. Explanations and notes related to assets (continued):

| | Extension of Repayment Plan | |
|-------------------|--------------------------------------|--|
| | Standard loans and other receivables | Loans and other receivables under close monitoring |
| 1 or 2 times | 195.220 | 64.062 |
| 3, 4 or 5 times | - | - |
| Over 5 times | - | - |
| Extension Periods | Standard loans and other receivables | Loans and other receivables under close monitoring |
| 0 - 6 months | 29.136 | 15.047 |
| 6 - 12 months | 27.854 | 18.002 |
| 1 - 2 years | 37.066 | 16.885 |
| 2 - 5 years | 86.965 | 13.677 |
| 5 years and over | 14.199 | 451 |

In accordance with the Communiqué "Principles and Procedures for the Determination of the Quality of Loans and Other Receivables and Reserves to be provided for These Loans" published in Official Gazette dated December 30, 2011 and numbered 28158, information related to the loans granted to maritime and tourism sector :

As of March 31, 2016, the Parent Bank has loan receivables amounting to TL 8.629 arising from rescheduled loans from maritime sector within the scope of related Communiqué.

As of March 31, 2016, the Parent Bank does not have any loan receivables from tourism sector within the scope of related Communiqué.

c) Maturity analysis of cash loans:

Not prepared in compliance with the Article 25 of the Communiqué "Financial Statements and Related Disclosures and Footnotes to be Announced to Public by Banks".

ALBARAKA TÜRK KATILIM BANKASI A.Ş.
NOTES RELATED TO CONSOLIDATED FINANCIAL STATEMENTS
AS OF 31 MARCH 2016

(Thousand of Turkish Lira (TL) unless otherwise stated)

I. Explanations and notes related to assets (continued):

ç) Information on consumer loans, retail credit cards, loans given to personnel and personnel credit cards:

| | Short-term | Medium and long-term | Total |
|--|---------------|----------------------|------------------|
| Consumer loans-TL | 21.740 | 2.844.295 | 2.866.035 |
| Housing loans | 5.418 | 2.577.051 | 2.582.469 |
| Vehicle loans | 4.053 | 118.259 | 122.312 |
| Consumer loans | 12.269 | 148.985 | 161.254 |
| Other | - | - | - |
| Consumer loans-FC indexed | - | - | - |
| Housing loans | - | - | - |
| Vehicle loans | - | - | - |
| Consumer loans | - | - | - |
| Other | - | - | - |
| Consumer loans-FC | - | - | - |
| Housing loans | - | - | - |
| Vehicle loans | - | - | - |
| Consumer loans | - | - | - |
| Other | - | - | - |
| Retail credit cards-TL | 56.359 | - | 56.359 |
| With installment | 20.300 | - | 20.300 |
| Without installment | 36.059 | - | 36.059 |
| Retail credit cards-FC | - | - | - |
| With installment | - | - | - |
| Without installment | - | - | - |
| Personnel loans-TL | 5.704 | 1.868 | 7.572 |
| Housing loans | - | 219 | 219 |
| Vehicle loans | 175 | 1.290 | 1.465 |
| Consumer loans | 5.529 | 359 | 5.888 |
| Other | - | - | - |
| Personnel loans-FC indexed | - | - | - |
| Housing loans | - | - | - |
| Vehicle loans | - | - | - |
| Consumer loans | - | - | - |
| Other | - | - | - |
| Personnel loans-FC | - | - | - |
| Housing loans | - | - | - |
| Vehicle loans | - | - | - |
| Consumer loans | - | - | - |
| Other | - | - | - |
| Personnel credit cards-TL | 3.601 | - | 3.601 |
| With installment | 1.745 | - | 1.745 |
| Without installment | 1.856 | - | 1.856 |
| Personnel credit cards-FC | - | - | - |
| With installment | - | - | - |
| Without-installment | - | - | - |
| Overdraft account-TL(real person) | - | - | - |
| Overdraft account-FC(real person) | - | - | - |
| Total | 87.404 | 2.846.163 | 2.933.567 |

ALBARAKA TÜRK KATILIM BANKASI A.Ş.
NOTES RELATED TO CONSOLIDATED FINANCIAL STATEMENTS
AS OF 31 MARCH 2016

(Thousand of Turkish Lira (TL) unless otherwise stated)

I. Explanations and notes related to assets (continued):

d) Information on commercial loans with installments and corporate credit cards:

| | Short-term | Medium and long-term | Total |
|--|----------------|----------------------|------------------|
| Commercial installment loans-TL | 97.477 | 1.276.626 | 1.374.103 |
| Business loans | 9.023 | 375.354 | 384.377 |
| Vehicle loans | 14.352 | 308.748 | 323.100 |
| Consumer loans | 74.102 | 592.524 | 666.626 |
| Other | - | - | - |
| Commercial installment loans-FC indexed | 675 | 531.210 | 531.885 |
| Business loans | - | 200.736 | 200.736 |
| Vehicle loans | 349 | 73.543 | 73.892 |
| Consumer loans | 326 | 256.931 | 257.257 |
| Other | - | - | - |
| Commercial installment Loans-FC | - | 47.126 | 47.126 |
| Business loans | - | - | - |
| Vehicle loans | - | - | - |
| Consumer loans | - | 47.126 | 47.126 |
| Other | - | - | - |
| Corporate credit cards-TL | 133.979 | - | 133.979 |
| With installment | 29.751 | - | 29.751 |
| Without installment | 104.228 | - | 104.228 |
| Corporate credit cards-FC | - | - | - |
| With installment | - | - | - |
| Without installment | - | - | - |
| Overdraft account-TL (legal entity) | - | - | - |
| Overdraft account-FC(legal entity) | - | - | - |
| Total | 232.131 | 1.854.962 | 2.087.093 |

e) Allocation of loans by customers:

Not prepared in compliance with the Article 25 of the Communiqué "Financial Statements and Related Disclosures and Footnotes to be Announced to Public by Banks".

f) Breakdown of domestic and foreign loans:

| | Current Period | Prior Period |
|----------------|-------------------|-------------------|
| Domestic loans | 18.283.918 | 17.879.660 |
| Foreign loans | 444.838 | 490.739 |
| Total | 18.728.756 | 18.370.399 |

g) Loans granted to subsidiaries and associates:

As of the balance sheet date, there are no cash loans granted to subsidiaries and associates.

ALBARAKA TÜRK KATILIM BANKASI A.Ş.
NOTES RELATED TO CONSOLIDATED FINANCIAL STATEMENTS
AS OF 31 MARCH 2016

(Thousand of Turkish Lira (TL) unless otherwise stated)

I. Explanations and notes related to assets (continued):

ğ) Specific provisions for loans:

| | Current Period | Prior Period |
|--|----------------|----------------|
| Loans and receivables with limited collectability | 24.474 | 20.420 |
| Loans and receivables with doubtful collectability | 47.113 | 56.714 |
| Uncollectible loans and receivables | 232.102 | 192.801 |
| Total | 303.689 | 269.935 |

In addition to specific provision for loans amounting TL 303.689 (December 31, 2015: TL 269.935), provision amounting to TL 13.233 (December 31, 2015: TL 10.912) have been provided for fees and commissions and other receivables with doubtful collectability which sums up to total TL 316.922 (December 31, 2015: TL 280.847). Specific provision for loans amounting to TL 189.180 (December 31, 2015: TL 179.220) represents participation account share of specific provisions of loans provided from participation accounts.

h) Information on non-performing loans and receivables (net):

h.1) Non-performing loans and receivables which are restructured or rescheduled:

| | III. Group Loans and receivables with limited collectability | IV. Group Loans and receivables with doubtful collectability | V. Group Uncollectible loans and receivables |
|---|--|--|---|
| Current period | | | |
| (Gross amount before specific provisions) | 41.884 | 35.885 | 16.901 |
| Restructured loans and other receivables | 41.884 | 35.885 | 16.901 |
| Rescheduled loans and other receivables | - | - | - |
| Prior period | | | |
| (Gross amounts before special provisions) | 49.844 | 9.817 | 14.785 |
| Restructured loans and other receivables | 49.844 | 9.817 | 14.785 |
| Rescheduled loans and other receivables | - | - | - |

h.2) Movements of non-performing loans:

| | III. Group Loans and receivables with limited collectability | IV. Group Loans and receivables with doubtful collectability | V. Group Uncollectible loans and receivables |
|---|--|--|---|
| Closing balance of prior period | 123.599 | 112.602 | 221.300 |
| Additions in the current period (+) | 105.532 | 2.143 | 7.123 |
| Transfers from other categories of non-performing loans (+) | - | 67.814 | 65.152 |
| Transfers to other categories of non-performing loans (-) | 67.814 | 65.152 | - |
| Transfers to standard loans (-) | - | - | - |
| Collections in the current period (-) | 12.251 | 4.342 | 16.235 |
| Write offs (-) | 1 | - | 1 |
| Corporate and commercial loans | 1 | - | 1 |
| Retail loans | - | - | - |
| Credit cards | - | - | - |
| Other | - | - | - |
| Closing balance of the current period | 149.065 | 113.065 | 277.339 |
| Specific provisions (-) | 24.474 | 47.113 | 232.102 |
| Net balance at the balance sheet | 124.591 | 65.952 | 45.237 |

ALBARAKA TÜRK KATILIM BANKASI A.Ş.
NOTES RELATED TO CONSOLIDATED FINANCIAL STATEMENTS
AS OF 31 MARCH 2016

(Thousand of Turkish Lira (TL) unless otherwise stated)

I. Explanations and notes related to assets (continued):

Non-performing loans and receivables in the amount of TL 539.469 (December 31, 2015: TL 457.501) comprise TL 327.984 (December 31, 2015: TL 281.719) of participation account share of loans and receivables provided from participation accounts.

In addition to non-performing loans and other receivables included in the above table, there are fees, commissions and other receivables with doubtful collectability amounting to TL 13.233 (December 31, 2015: TL 10.912). In the current period, collections from fees, commissions and other receivables with doubtful collectability amounted to TL 1.104.

h.3) Non-performing loans and other receivables in foreign currencies:

| | III. Group | IV. Group | V. Group |
|-------------------------------------|---|--|-------------------------------------|
| | Loans and receivables with limited collectability | Loans and receivables with doubtful collectability | Uncollectible loans and receivables |
| Current period: | | | |
| Period end balance | 1.471 | 73 | - |
| Specific provision (-) | 441 | 41 | - |
| Net balance on balance sheet | 1.030 | 32 | - |
| Prior period: | | | |
| Period end balance | 1.114 | 43 | - |
| Specific provision (-) | 317 | 12 | - |
| Net balance on balance sheet | 797 | 31 | - |

h.4) Gross and net non-performing loans and other receivables per customer categories:

| | III. Group | IV. Group | V. Group |
|---|---|--|-------------------------------------|
| | Loans and receivables with limited collectability | Loans and receivables with doubtful collectability | Uncollectible loans and receivables |
| Current period (net) | 124.591 | 65.952 | 45.237 |
| Loans to individuals and corporates (gross) | 149.065 | 113.065 | 277.339 |
| Specific provision (-) | 24.474 | 47.113 | 232.102 |
| Loans to individuals and corporates (net) | 124.591 | 65.952 | 45.237 |
| Banks (gross) | - | - | - |
| Specific provision (-) | - | - | - |
| Banks (net) | - | - | - |
| Other loans and receivables (gross) | - | - | - |
| Specific provision (-) | - | - | - |
| Other loans and receivables (net) | - | - | - |
| Prior period (net) | 103.179 | 55.888 | 28.499 |
| Loans to individuals and corporates (gross) | 123.599 | 112.602 | 221.300 |
| Specific provision (-) | 20.420 | 56.714 | 192.801 |
| Loans to individuals and corporates (net) | 103.179 | 55.888 | 28.499 |
| Banks (gross) | - | - | - |
| Specific provision (-) | - | - | - |
| Banks (net) | - | - | - |
| Other loans and receivables (gross) | - | - | - |
| Specific provision (-) | - | - | - |
| Other loans and receivables (net) | - | - | - |

ALBARAKA TÜRK KATILIM BANKASI A.Ş.
NOTES RELATED TO CONSOLIDATED FINANCIAL STATEMENTS
AS OF 31 MARCH 2016

(Thousand of Turkish Lira (TL) unless otherwise stated)

I. Explanations and notes related to assets (continued):

i) Liquidation policy for uncollectible loans and receivables:

Loans and other receivables determined as uncollectible are liquidated through starting legal follow up and by converting the guarantees into cash.

ii) Information on "Write-off" policies:

Not prepared in compliance with the Article 25 of the Communiqué "Financial Statements and Related Disclosures and Footnotes to be Announced to Public by Banks".

6. Information on held-to-maturity investments:

6.1) Information on held-to-maturity investments subject to repurchase transactions, given as a guarantee or blocked:

As of March 31, 2016, held to maturity investments given as a guarantee or blocked amount to TL 500. Held to maturity investments subject to repurchase agreements amount to TL 663.618 (December 31, 2015: Held to maturity investments given as a guarantee or blocked amount to TL 80.576, held to maturity investments subject to repurchase agreements amount to TL 553.490).

6.2) Information related to government securities held to maturity:

| | Current Period | Prior Period |
|--|----------------|----------------|
| Government Bonds | - | - |
| Treasury Bills | - | - |
| Other Government Securities ^(*) | 745.769 | 762.890 |
| Total | 745.769 | 762.890 |

^(*) Consists of Sukook certificates issued by Undersecretariat of Treasury of Turkey.

6.3) Information on held-to-maturity investments:

| | Current Period | Prior Period |
|---|----------------|----------------|
| Debt Securities | 745.769 | 762.890 |
| Quoted on a stock exchange ^(*) | 745.769 | 762.890 |
| Unquoted | - | - |
| Impairment provision(-) | - | - |
| Total | 745.769 | 762.890 |

^(*) Includes debt securities quoted on a stock exchange which are not traded at the related period ends.

6.4) Movement of held-to-maturity investments:

| | Current Period | Prior Period |
|---|----------------|----------------|
| Balance at beginning of period | 762.890 | 783.309 |
| Foreign currency differences on monetary assets | - | - |
| Purchases during period | - | 391.427 |
| Disposals through sales and redemptions | (34.440) | (476.442) |
| Impairment provision (-) | - | - |
| Income accruals | 17.319 | 64.596 |
| Closing balance | 745.769 | 762.890 |

ALBARAKA TÜRK KATILIM BANKASI A.Ş.
NOTES RELATED TO CONSOLIDATED FINANCIAL STATEMENTS
AS OF 31 MARCH 2016

(Thousand of Turkish Lira (TL) unless otherwise stated)

I. Explanations and notes related to assets (continued):

7. Associates (net):

a) Information on unconsolidated associates:

Since the Parent Bank does not have the necessary shareholding percentage to become a qualified shareholder and have significant influence over this associate, it has not been consolidated.

| Name | Address (City/ Country) | Parent Bank's share percentage-If different voting percentage (%) | Parent Bank's risk group share percentage (%) |
|-------------------------|------------------------------------|--|--|
| Kredi Garanti Fonu A.Ş. | Ankara/Turkey | 1,69 | - |

The balances of Kredi Garanti Fonu A.Ş. presented in the table below have been obtained from the audited financial statements as of December 31, 2015.

| Total assets | Shareholders' equity | Total fixed assets | Dividend or profit share income | Income from marketable securities | Current period income/loss | Prior period income/loss | Fair value |
|-------------------------|---------------------------------|-----------------------------------|--|--|---|-------------------------------------|-------------------|
| 303.701 | 299.527 | 5.692 | - | - | 5.483 | - | - |

b) Information on consolidated associates:

As of balance sheet date, the Group does not have any consolidated associates.

8. Information on subsidiaries (net):

a) Information on unconsolidated subsidiaries:

As of balance sheet date, the Group does not have any unconsolidated subsidiary.

b) Information on consolidated subsidiaries:

i) Bereket Varlık Kiralama A.Ş., subject to consolidation by the Parent Bank founded on October 14, 2011, the purpose of which is to obtain rental income by taking over the assets of the source institution and leasing them back to the source institution, issue rent certificates based on said rental income and pass on the related assets to source institution by the end of the rental period. Bereket Varlık Kiralama A.Ş. has been founded to operate according to rulings of Turkish Trade Law about foundations of incorporations and complying with Communiqué on "Principles Related to Rent Certificates and Asset Leasing Companies "dated April 1, 2010 and numbered 27539 serial: 3 no:43 published in Official Gazette by Capital Market Board of Turkey and other related regulations, upon BRSA's opinion dated September 22, 2011, numbered B.02,1.BDK.0.13.00.0-91.11-20564 and permission of Capital Markets Board of Turkey dated October 6, 2011 numbered 32/923. The founding capital of the Company is TL 50. As of March 31, 2016 the capital of the Company is TL 250. Bereket Varlık Kiralama A.Ş. is consolidated using full consolidation method as of March 31, 2016.

The balances of Bereket Varlık Kiralama A.Ş. presented in the table below have been obtained from the reviewed financial statements as of March 31, 2016.

ALBARAKA TÜRK KATILIM BANKASI A.Ş.
NOTES RELATED TO CONSOLIDATED FINANCIAL STATEMENTS
AS OF 31 MARCH 2016

(Thousand of Turkish Lira (TL) unless otherwise stated)

I. Explanations and notes related to assets (continued):

b) Information on consolidated subsidiaries (continued):

| Name | Address (City/ Country) | Parent Bank's share percentage-If different voting percentage (%) | Risk share percentage of other shareholders (%) |
|------------------------------|----------------------------|--|---|
| Bereket Varlık Kiralama A.Ş. | İstanbul/Türkiye | 100,00 | - |

| Total assets | Shareholders' equity | Total fixed assets | Dividend or profit share income | Income from marketable securities | Current period income/loss | Prior period income/loss | Fair value |
|--------------|-------------------------|--------------------------|---------------------------------------|---|-------------------------------|-----------------------------|---------------|
| 1.007.676 | 97 | 4 | - | - | (31) | (144) | - |

ii) In the Board of Directors meeting dated February 25, 2015, the Parent Bank has taken a resolution on establishment a real estate portfolio management company with the name of "Albaraka Gayrimenkul Portföy Yönetimi A.Ş. whose capital is TL 5.000. The company is registered on June 3, 2015 and the foundation of the company is published on Trade Registry Gazette dated June 9, 2015 numbered 8837. Albaraka Gayrimenkul Portföy Yönetimi A.Ş. is consolidated using full consolidation method as of March 31, 2016.

The balances of Albaraka Gayrimenkul Portföy Yönetimi A.Ş. presented in the table below have been obtained from the reviewed financial statements as of March 31, 2016.

| Name | Address (City/ Country) | Parent Bank's share percentage-If different voting percentage (%) | Risk share percentage of other shareholders (%) |
|---------------------------------------|----------------------------|---|---|
| Albaraka Gayrimenkul Portföy Yön.A.Ş. | İstanbul/Türkiye | 100,00 | - |

| Total assets | Shareholders' equity | Total fixed assets | Dividend or profit share income | Income from marketable securities | Current period income/loss | Prior period income/loss | Fair value |
|--------------|-------------------------|--------------------------|--|--|----------------------------------|-----------------------------|---------------|
| 4.664 | 4.620 | 9 | - | - | (125) | (255) | - |

9. Information on investments in joint- ventures:

a) Information on unconsolidated investments in joint- ventures:

The Group does not have unconsolidated investments in joint- ventures as of the balance sheet date.

b) Information on consolidated investments in joint- ventures:

The Parent Bank has founded Katılım Emeklilik ve Hayat A.Ş. ("Company") – a private pension and insurance company- through equal partnership with Kuveyt Turk Katılım Bankası A.Ş. in the form of joint venture in accordance with Board of Directors' decision dated May 10, 2013 numbered 1186, and permission of BRSA dated September 24, 2013 numbered 4389041421.91.11-24049. The Company is registered on December 17, 2013 and noticed in Trade registry gazette dated December 23, 2013 and numbered 8470. As of March 31, 2016, Katılım Emeklilik ve Hayat A.Ş. is subject to consolidation by the Parent Bank.

ALBARAKA TÜRK KATILIM BANKASI A.Ş.
NOTES RELATED TO CONSOLIDATED FINANCIAL STATEMENTS
AS OF 31 MARCH 2016

(Thousand of Turkish Lira (TL) unless otherwise stated)

I. Explanations and notes related to assets (continued):

| Joint-Ventures | The Parent Bank's shareholding percentage (%) | Groups shareholding percentage (%) | Current Assets | Non-Current Assets | Long Term Debts | Income | Expense |
|---------------------------------|---|------------------------------------|----------------|--------------------|-----------------|--------|---------|
| Katılım Emeklilik ve Hayat A.Ş. | 50,00 | 50,00 | 33.152 | 308.638 | 311.072 | 8.224 | 9.365 |

The financials from unaudited financial statements as of March 31, 2016 are presented above.

10. Information on lease receivables (net):

a) Presentation of remaining maturities of funds lent under finance lease method:

| | Current Period | | Prior Period | |
|-------------------|------------------|----------------|------------------|----------------|
| | Gross | Net | Gross | Net |
| Less than a year | 387.336 | 307.476 | 325.587 | 257.672 |
| 1 to 4 years | 526.641 | 476.512 | 577.191 | 523.390 |
| More than 4 years | 149.038 | 142.660 | 187.285 | 166.365 |
| Total | 1.063.015 | 926.648 | 1.090.063 | 947.427 |

b) Information on net investments through finance lease:

| | Current Period | Prior Period |
|---|----------------|----------------|
| Gross finance lease receivables | 1.063.015 | 1.090.063 |
| Unearned finance lease receivable (-) | 136.367 | 142.636 |
| Net receivable from finance leases | 926.648 | 947.427 |

c) General explanation on finance lease contracts:

Finance lease contracts are realized in accordance with the related articles of Finance Lease, Factoring and Financing Companies Act numbered 6361. There are no restrictions due to finance lease contracts, no renewals or contingent rent payments that materially affect the financial statements.

Information on leasing receivables:

| | Standard loans and Other receivables | | | Loans and other receivables under close monitoring | | |
|---------------------------------|--------------------------------------|-----------------------------|-------|--|-----------------------------|-------|
| | Loans and other receivables | Restructured or rescheduled | | Loans and other receivables | Restructured or rescheduled | |
| | | Extension of Repayment Plan | Other | | Extension of Repayment Plan | Other |
| Finance lease receivables (Net) | 849.907 | 87.492 | - | 76.741 | - | - |

ALBARAKA TÜRK KATILIM BANKASI A.Ş.
NOTES RELATED TO CONSOLIDATED FINANCIAL STATEMENTS
AS OF 31 MARCH 2016

(Thousand of Turkish Lira (TL) unless otherwise stated)

I. Explanations and notes related to assets (continued):

11. Information on derivative financial assets for hedging purposes:

None (December 31, 2015: None).

12. Information on tangible assets:

Not prepared in compliance with the Article 25 of the Communiqué "Financial Statements and Related Disclosures and Footnotes to be Announced to Public by Banks".

13. Information on intangible assets:

Not prepared in compliance with the Article 25 of the Communiqué "Financial Statements and Related Disclosures and Footnotes to be Announced to Public by Banks".

14. Information on investment property:

None (December 31, 2015: None).

15. Information related to deferred tax asset:

As of March 31, 2016, Group calculated deferred tax asset of TL 45.267 (December 31, 2015: TL 44.887) and deferred tax liability of TL 29.051 (December 31, 2015: TL 29.797) on all tax deductible/ taxable temporary differences arising between the carrying amounts and the tax base of assets and liabilities in the financial statements that will be considered in the calculation of taxable earnings in the future periods and presented them as net balance TL 16.216 in the accompanying financial statements (December 31, 2015: TL 15.090).

| | Current Period | Prior Period |
|---|---------------------------|-------------------------|
| Rediscount on profit share and prepaid fees and commission income and unearned revenues | 34.773 | 33.064 |
| Provisions for retirement and vacation pay liabilities | 8.103 | 10.607 |
| Difference between carrying value and tax base of tangible assets | 1.597 | 736 |
| Provision for impairment | 712 | 414 |
| Other | 82 | 66 |
| Deferred tax asset | 45.267 | 44.887 |
| Revaluation difference of property | 17.863 | 18.130 |
| Financial assets available for sale valuation difference | 3.142 | 2.754 |
| Trading securities valuation difference | - | - |
| Rediscount on profit share | 1.152 | 1.404 |
| Other | 6.894 | 7.509 |
| Deferred tax liability | 29.051 | 29.797 |
| Deferred tax asset (net) | 16.216 | 15.090 |

ALBARAKA TÜRK KATILIM BANKASI A.Ş.
NOTES RELATED TO CONSOLIDATED FINANCIAL STATEMENTS
AS OF 31 MARCH 2016

(Thousand of Turkish Lira (TL) unless otherwise stated)

I. Explanations and notes related to assets (continued):

16. Information on assets held for sale and assets of discontinued operations:

Assets held for sale consist of tangible assets which have been acquired due to non-performing loans and are accounted in the consolidated financial statements in accordance with the Communiqué of "Principles and Procedures on Bank's Disposal of Precious Metals and Assets Held for Sale".

| | Current Period | Prior Period |
|--|-----------------------|---------------------|
| Opening Balance | 22.819 | 27.678 |
| Additions | 20.206 | 37.242 |
| Disposals | (1.666) | (18.246) |
| Transfers ^(*) | (4.302) | (23.549) |
| Impairment Provision(-)/Reversal of Impairment Provision | 350 | (306) |
| Net closing balance | 37.407 | 22.819 |

^(*)The balance has been transferred to assets to be disposed included in tangible assets.

As of March 31, 2016, TL 34.219 of the assets held for sale is comprised of real estates, TL 3.188 is comprised of other tangible assets.

The Group has not any discontinued operations and assets of discontinued operations (December 31, 2015: None).

17. Information on other assets:

As of the balance sheet date, the Group's other assets balance is TL 211.699 (December 31, 2015: TL 218.298) and does not exceed 10% of balance sheet total excluding off balance sheet commitments.

ALBARAKA TÜRK KATILIM BANKASI A.Ş.
 NOTES RELATED TO CONSOLIDATED FINANCIAL STATEMENTS
 AS OF 31 MARCH 2016

(Thousand of Turkish Lira (TL) unless otherwise stated)

II. Explanations and notes related to liabilities:

1. Information on funds collected:

a) Information on maturity structure of funds collected:

| Current Period | Demand | Up to 1 month | Up to 3 months | Up to 6 months | Up to 9 months | Up to 1 year | Over 1 year | Accumulated participation accounts | Total |
|---|------------------|------------------|-------------------|-------------------|-------------------|-----------------|------------------|--|-------------------|
| I. Real Persons Current Accounts | | | | | | | | | |
| Non-Trade TL | 757.815 | - | - | - | - | - | - | - | 757.815 |
| II. Real Persons Participation | | | | | | | | | |
| Accounts Non-Trade TL | - | 1.534.294 | 4.430.086 | 77.457 | - | 93.603 | 602.194 | - | 6.737.634 |
| III. Current Account other-TL | 1.034.621 | - | - | - | - | - | - | - | 1.034.621 |
| Public Sector | 41.997 | - | - | - | - | - | - | - | 41.997 |
| Commercial Institutions | 934.428 | - | - | - | - | - | - | - | 934.428 |
| Other Institutions | 48.278 | - | - | - | - | - | - | - | 48.278 |
| Commercial and Other Institutions | 9.493 | - | - | - | - | - | - | - | 9.493 |
| Banks and Participation Banks | 425 | - | - | - | - | - | - | - | 425 |
| Central Bank of Turkey | - | - | - | - | - | - | - | - | - |
| Domestic Banks | 2 | - | - | - | - | - | - | - | 2 |
| Foreign Banks | 421 | - | - | - | - | - | - | - | 421 |
| Participation Banks | 2 | - | - | - | - | - | - | - | 2 |
| Other | - | - | - | - | - | - | - | - | - |
| IV. Participation Accounts-TL | - | 280.522 | 1.835.771 | 74.838 | - | 10.864 | 99.078 | - | 2.301.073 |
| Public Sector | - | 12 | 2.089 | - | - | - | - | - | 2.101 |
| Commercial Institutions | - | 258.545 | 1.588.955 | 62.513 | - | 9.278 | 97.650 | - | 2.016.941 |
| Other Institutions | - | 21.124 | 104.110 | 12.325 | - | 1.586 | 1.428 | - | 140.573 |
| Commercial and Other Institutions | - | 841 | 110.023 | - | - | - | - | - | 110.864 |
| Banks and Participation Banks | - | - | 30.594 | - | - | - | - | - | 30.594 |
| V. Real Persons Current Accounts | | | | | | | | | |
| Non-Trade FC | 1.141.742 | - | - | - | - | - | - | - | 1,141,742 |
| VI. Real Persons Participation | | | | | | | | | |
| Accounts Non-Trade FC | - | 950.582 | 2.544.100 | 87.165 | - | 174.713 | 580.232 | - | 4,336,792 |
| VII. Other Current Accounts FC | 1,004,479 | - | - | - | - | - | - | - | 1,004,479 |
| Residents in Turkey-Corporate | 737.686 | - | - | - | - | - | - | - | 737.686 |
| Residents Abroad-Corporate | 87.443 | - | - | - | - | - | - | - | 87.443 |
| Banks and Participation Banks | 179.350 | - | - | - | - | - | - | - | 179.350 |
| Central Bank of Turkey | - | - | - | - | - | - | - | - | - |
| Domestic Banks | - | - | - | - | - | - | - | - | - |
| Foreign Banks | 159.733 | - | - | - | - | - | - | - | 159.733 |
| Participation Banks | 19.617 | - | - | - | - | - | - | - | 19.617 |
| Other | - | - | - | - | - | - | - | - | - |
| VIII. Participation Accounts other- FC | - | 256.893 | 1,360,491 | 137,967 | - | 87,625 | 71,835 | - | 1,914,811 |
| Public sector | - | - | - | - | - | - | - | - | - |
| Commercial institutions | - | 199.651 | 941.127 | 13.931 | - | 61.299 | 5.897 | - | 1,221,905 |
| Other institutions | - | 12.994 | 129.391 | - | - | 6.416 | - | - | 148,801 |
| Commercial and Other Institutions | - | 44.248 | 267.766 | 1.890 | - | 4.055 | 65.938 | - | 383,897 |
| Banks and Participation Banks | - | - | 22.207 | 122.146 | - | 15.855 | - | - | 160,208 |
| IX. Precious Metals Deposits | 90.652 | 28.132 | 130.795 | 3.013 | - | 3.394 | 4.147 | - | 260.133 |
| X. Participation Accounts Special | | | | | | | | | |
| Fund Pools TL | - | - | - | - | - | - | - | - | - |
| Residents in Turkey | - | - | - | - | - | - | - | - | - |
| Residents Abroad | - | - | - | - | - | - | - | - | - |
| XI. Participation Accounts Special | | | | | | | | | |
| Fund Pools – FC | - | - | - | - | - | - | - | - | - |
| Residents in Turkey | - | - | - | - | - | - | - | - | - |
| Residents Abroad | - | - | - | - | - | - | - | - | - |
| Total (I+II+.....+IX+X+XI) | 4,029,309 | 3,050,423 | 10,301,243 | 380,440 | - | 370,199 | 1,357,486 | - | 19,489,100 |

ALBARAKA TÜRK KATILIM BANKASI A.Ş.
NOTES RELATED TO CONSOLIDATED FINANCIAL STATEMENTS
AS OF 31 MARCH 2016

(Thousand of Turkish Lira (TL) unless otherwise stated)

II. Explanations and notes related to liabilities (continued):

| Prior Period | Demand | Up to 1 month | Up to 3 months | Up to 6 months | Up to 9 months | Up to 1 year | Over 1 year | Accumulated participation accounts | Total |
|---|------------------|------------------|-------------------|-------------------|-------------------|-----------------|------------------|--|-------------------|
| I. Real Persons Current Accounts | | | | | | | | | |
| Non-Trade TL | 771.214 | - | - | - | - | - | - | - | 771.214 |
| II. Real Persons Participation | | | | | | | | | |
| Accounts Non-Trade TL | - | 418.623 | 5.626.945 | 84.267 | - | 91.904 | 533.772 | - | 6.755.511 |
| III. Current Account other-TL | 1.235.919 | - | - | - | - | - | - | - | 1.235.919 |
| Public Sector | 38.481 | - | - | - | - | - | - | - | 38.481 |
| Commercial Institutions | 1.138.159 | - | - | - | - | - | - | - | 1.138.159 |
| Other Institutions | 52.254 | - | - | - | - | - | - | - | 52.254 |
| Commercial and Other Institutions | 6.056 | - | - | - | - | - | - | - | 6.056 |
| Banks and Participation Banks | 969 | - | - | - | - | - | - | - | 969 |
| Central Bank of Turkey | - | - | - | - | - | - | - | - | - |
| Domestic Banks | 2 | - | - | - | - | - | - | - | 2 |
| Foreign Banks | 947 | - | - | - | - | - | - | - | 947 |
| Participation Banks | 20 | - | - | - | - | - | - | - | 20 |
| Other | - | - | - | - | - | - | - | - | - |
| IV. Participation Accounts-TL | - | 128.900 | 2.248.305 | 62.236 | - | 22.997 | 106.211 | - | 2.568.649 |
| Public Sector | - | - | 2.114 | - | - | - | - | - | 2.114 |
| Commercial Institutions | - | 127.370 | 1.895.081 | 48.471 | - | 21.761 | 102.397 | - | 2.195.080 |
| Other Institutions | - | 1.528 | 162.999 | 13.765 | - | 1.236 | 3.814 | - | 183.342 |
| Commercial and Other Institutions | - | 2 | 170.828 | - | - | - | - | - | 170.830 |
| Banks and Participation Banks | - | - | 17.283 | - | - | - | - | - | 17.283 |
| V. Real Persons Current Accounts | | | | | | | | | |
| Non- Trade FC | 1.005.988 | - | - | - | - | - | - | - | 1.005.988 |
| VI. Real Persons Participation | | | | | | | | | |
| Accounts Non-Trade FC | - | 259.827 | 3.269.145 | 85.684 | - | 176.141 | 558.294 | - | 4.349.091 |
| VII. Other Current Accounts FC | 1.142.114 | - | - | - | - | - | - | - | 1.142.114 |
| Residents in Turkey-Corporate | 796.423 | - | - | - | - | - | - | - | 796.423 |
| Residents abroad-Corporate | 207.863 | - | - | - | - | - | - | - | 207.863 |
| Banks and Participation Banks | 137.828 | - | - | - | - | - | - | - | 137.828 |
| Central Bank of Turkey | - | - | - | - | - | - | - | - | - |
| Domestic Banks | - | - | - | - | - | - | - | - | - |
| Foreign Banks | 106.227 | - | - | - | - | - | - | - | 106.227 |
| Participation Banks | 31.601 | - | - | - | - | - | - | - | 31.601 |
| Other | - | - | - | - | - | - | - | - | - |
| VIII. Participation Accounts other- FC | - | 109.229 | 1.805.612 | 164.175 | - | 55.447 | 84.338 | - | 2.218.801 |
| Public Sector | - | - | - | - | - | - | - | - | - |
| Commercial Institutions | - | 77.065 | 1.087.442 | 84.549 | - | 34.474 | 16.457 | - | 1.299.987 |
| Other Institutions | - | 901 | 231.702 | - | - | 2.980 | - | - | 235.583 |
| Commercial and Other Institutions | - | 995 | 237.658 | 4.087 | - | 2.201 | 67.881 | - | 312.822 |
| Banks and Participation Banks | - | 30.268 | 248.810 | 75.539 | - | 15.792 | - | - | 370.409 |
| IX. Precious Metals Deposits | 105.805 | 41.027 | 132.729 | 7.025 | - | 3.736 | 3.686 | - | 294.008 |
| X. Participation Accounts Special | | | | | | | | | |
| Fund Pools TL | - | - | - | - | - | - | - | - | - |
| Residents in Turkey | - | - | - | - | - | - | - | - | - |
| Residents abroad | - | - | - | - | - | - | - | - | - |
| XI. Participation Accounts Special | | | | | | | | | |
| Fund Pools –FC | - | - | - | - | - | - | - | - | - |
| Residents in Turkey | - | - | - | - | - | - | - | - | - |
| Residents abroad | - | - | - | - | - | - | - | - | - |
| Total (I+II+.....+IX+X+XI) | 4.261.040 | 957.606 | 13.082.736 | 403.387 | - | 350.225 | 1.286.301 | - | 20.341.295 |

ALBARAKA TÜRK KATILIM BANKASI A.Ş.
NOTES RELATED TO CONSOLIDATED FINANCIAL STATEMENTS
AS OF 31 MARCH 2016

(Thousand of Turkish Lira (TL) unless otherwise stated)

II. Explanations and notes related to liabilities (continued):

b) Saving deposits and other deposits accounts insured by Saving Deposit Insurance Fund:

b.1) Exceeding the limit of Insurance Fund:

Information on real persons' current and participation accounts not subject to trading transactions under the guarantee of insurance and exceeding the limit of Insurance Fund:

| | Under the guarantee of Insurance | | Exceeding the guarantee of Insurance | |
|--|-------------------------------------|-----------------|---|-----------------|
| | Current Period | Prior Period | Current Period | Prior Period |
| Real persons' current and participation accounts not subject to trading transactions | | | | |
| Turkish Lira accounts | 4.143.331 | 4.031.698 | 3.352.117 | 3.495.029 |
| Foreign currency accounts | 1.730.316 | 1.556.831 | 4.080.719 | 4.115.302 |
| Foreign branches' deposits subject to foreign authorities insurance | - | - | - | - |
| Off-shore deposits under foreign authorities' insurance | - | - | - | - |

Funds collected by Participation Banks (except foreign branches) from current and participation accounts denominated in Turkish Lira or foreign currency up to a limit of maximum TL 100 (including both capital and profit shares) for each real person is under the guarantee of Saving Deposit Insurance Fund in accordance with the Banking Law Numbered 5411.

b.2) Funds collected which are not under the guarantee of insurance fund:

Funds collected of real persons which are not under the guarantee of insurance fund:

| | Current Period | Prior Period |
|---|-------------------|-----------------|
| Foreign Branches' Profit Sharing Accounts and Other Accounts | 20.017 | 21.595 |
| Profit Sharing Accounts and Other Accounts of Controlling Shareholders and Profit Sharing Accounts and Other Accounts of Their Mother, Father, Spouse, and Children in Care | - | - |
| Profit Sharing Accounts and Other Accounts of Chairman and Members of Board Of Directors or Managers, General Manager and Assistant General Managers and Profit Sharing Accounts and Other Accounts of Their Mother, Father, Spouse, and Children in Care | 10.084 | 8.825 |
| Profit Sharing Accounts and Other Accounts in Scope of the Property Holdings Derived from Crime Defined in article 282 of Turkish Criminal Law no:5237 dated 26.09.2004 | - | - |
| Profit Sharing Accounts in Participation Banks Established in Turkey in order to engage solely in Off-Shore Banking Activities | - | - |

ALBARAKA TÜRK KATILIM BANKASI A.Ş.
NOTES RELATED TO CONSOLIDATED FINANCIAL STATEMENTS
AS OF 31 MARCH 2016

(Thousand of Turkish Lira (TL) unless otherwise stated)

II. Explanations and notes related to liabilities (continued):

2. Information on derivative financial liabilities held for trading:

| | Current Period | | Prior Period | |
|----------------------|----------------|--------------|--------------|----------|
| | TL | FC | TL | FC |
| Forward transactions | - | - | - | - |
| Swap transactions | - | 9.427 | - | - |
| Futures transactions | - | - | - | - |
| Options | - | - | - | - |
| Other | - | - | - | - |
| Total | - | 9.427 | - | - |

3. Information on borrowings:

The Parent Bank has obtained a Syndicated Murabaha Loan from international markets amounting to USD 87.500.000 and EUR 98.250.000 with maturity of one year, amounting to USD 458.500.000 and EUR 56.250.000 with maturity of more than one year, totaling to USD 546.000.000 and EUR 154.500.000. (December 31, 2015: one year maturity: USD 87.500.000 and EUR 98.250.000, more than one year maturity: USD 458.500.000 and EUR 56.250.000).

As of March 31, 2016, the Parent Bank has wakala borrowings in accordance with investment purpose wakala contracts from banks in the amounts of USD 129.493.612 and EUR 117.582.012 (December 31, 2015: USD 161.448.187 and EUR 112.419.953).

a) Information on banks and other financial institutions:

| | Current Period | | Prior Period | |
|--|----------------|------------------|--------------|------------------|
| | TL | FC | TL | FC |
| Loans from CBRT | - | - | - | - |
| Loans from domestic banks and institutions | - | 226.680 | - | 149.903 |
| Loans from foreign banks, institutions and funds | - | 2.803.423 | - | 2.946.440 |
| Total | - | 3.030.103 | - | 3.096.343 |

b) Maturity analysis of funds borrowed:

| | Current Period | | Prior Period | |
|----------------------|----------------|------------------|--------------|------------------|
| | TL | FC | TL | FC |
| Short-Term | - | 814.193 | - | 884.552 |
| Medium and Long-Term | - | 2.215.910 | - | 2.211.791 |
| Total | - | 3.030.103 | - | 3.096.343 |

c) Additional disclosures on concentration areas of Bank's liabilities:

The Parent Bank does not have concentration on customer or sector group providing funds.

4. Information on Securities Issued :

The Group has issued sukuk at June 30, 2014 in the amounts of USD 350.000.000 with five year maturity and 6.25% yearly profit rate determined to collect funds from various investors. The Group has practised this transaction through its subsidiary Bereket Varlık Kiralama A.Ş. founded particularly for the related issue.

ALBARAKA TÜRK KATILIM BANKASI A.Ş.
NOTES RELATED TO CONSOLIDATED FINANCIAL STATEMENTS
AS OF 31 MARCH 2016

(Thousand of Turkish Lira (TL) unless otherwise stated)

II. Explanations and notes related to liabilities (continued):

a) Breakdown of sukuk issued :

| | Current Period | | Prior Period | |
|--------------|----------------|----------------|--------------|----------------|
| | TL | FC | TL | FC |
| Sukuk issued | - | 957.885 | - | 977.001 |
| Total | - | 957.885 | - | 977.001 |

5. Breakdown of items in other liabilities which exceed 10% of the balance sheet total and breakdown of items which constitute at least 20% of grand total:

None (December 31, 2015: None).

6. Lease payables:

a) Information on finance lease transactions:

a.1) Information on financial lease agreements:

The Group has not any obligation from finance lease operations as of balance sheet date.

a.2) Explanations on the changes in agreements and new obligations originating from these changes:

None.

a.3) Explanations on the obligations originating from finance leases:

None.

b) Explanations on operational leases:

The Parent Bank has rented some branches, warehouses, storage and some of the administrative vehicles through operational lease agreements. The Parent Bank does not have any overdue liabilities arising on the existing operational lease agreements.

The rent payments resulting from the operational leases which the Parent Bank will pay in future periods are as follows:

| | Current Period | Prior Period |
|------------------|----------------|----------------|
| Less than a year | 40.675 | 40.057 |
| 1 to 4 years | 106.844 | 103.291 |
| Over 4 years | 102.871 | 96.642 |
| Total | 250.390 | 239.990 |

7. Information on hedging derivative financial liabilities:

None (December 31, 2015: None).

ALBARAKA TÜRK KATILIM BANKASI A.Ş.
NOTES RELATED TO CONSOLIDATED FINANCIAL STATEMENTS
AS OF 31 MARCH 2016

(Thousand of Turkish Lira (TL) unless otherwise stated)

II. Explanations and notes related to liabilities (continued):

8. Information on provisions:

a) Information on general provisions:

| | Current Period | Prior Period |
|--|----------------|----------------|
| General provisions | 180.658 | 170.885 |
| I. Group loans and receivables (Total) | 147.204 | 142.268 |
| Participation Accounts' Share | 88.473 | 87.710 |
| Bank's Share | 58.731 | 54.558 |
| Others | - | - |
| Additional provision for loans and receivables with extended maturities for loans and receivables in Group I | 8.029 | 8.270 |
| Participation Accounts' Share | 3.705 | 3.586 |
| Bank's Share | 4.324 | 4.684 |
| Others | - | - |
| II. Group loans and receivables (Total) | 16.791 | 14.436 |
| Participation Accounts' Share | 10.136 | 8.356 |
| Bank's Share | 6.655 | 6.080 |
| Others | - | - |
| Additional provision for loans and receivables with extended maturities for loans and receivables in Group II | 4.444 | 3.494 |
| Participation Accounts' Share | 2.938 | 2.692 |
| Bank's Share | 1.506 | 802 |
| Others | - | - |
| Non-cash loans | 16.663 | 14.181 |
| Others | - | - |

b) Information on provisions for foreign exchange losses on foreign currency indexed loans and financial lease receivables:

As of March 31, 2016, provision for foreign exchange losses on foreign currency indexed loans and lease receivables amounting to TL 87.555 (December 31, 2015: TL 27.874) has been offset against the loans and financial lease receivables included in the assets of the balance sheet.

c) Information on specific provisions for non-cash loans that are not indemnified:

As of March 31, 2016, the Parent Bank has provided specific provisions amounting to TL 24.951 (December 31, 2015: TL 22.394) for non-cash loans that are not indemnified.

ç) Other provisions:

ç.1) Information on general reserves for possible losses:

| | Current Period | Prior Period |
|---|----------------|--------------|
| General Reserves for Possible Losses ^(*) | 88 | 88 |
| Total | 88 | 88 |

^(*) The balance represents provision for the lawsuits against the Parent Bank with high probability of realization and cash outflows.

ALBARAKA TÜRK KATILIM BANKASI A.Ş.
NOTES RELATED TO CONSOLIDATED FINANCIAL STATEMENTS
AS OF 31 MARCH 2016

(Thousand of Turkish Lira (TL) unless otherwise stated)

II. Explanations and notes related to liabilities (continued):

ç.2) Information on nature and amount of other provisions exceeding 10% of total provisions:

| | Current Period | Prior Period |
|---|----------------|---------------|
| Provisions allocated from profit shares to be distributed to profit sharing accounts ^(*) | 13.177 | 40 |
| Provision for unindemnified letter of guarantees | 20.102 | 18.469 |
| Payment commitments for cheques | 4.849 | 3.925 |
| Provision for promotions related with credit cards and promotion of banking services | 27 | 80 |
| General reserves for possible losses | 88 | 88 |
| Financial assets at fair value through profit and loss | 2.384 | 429 |
| Other ^(**) | 4.907 | 4.910 |
| Total | 45.534 | 27.941 |

^(*) Represents participation accounts' portion of specific provisions, general provisions and Saving Deposits Insurance Fund premiums provided in accordance with the article 14 of Communiqué "Principles and Procedures for the Determination of the Quality of Loans and Other Receivables and Reserves to be provided for These Loans".

^(**) Indicates other provision amount for possible losses in loan portfolio

d) Information on provisions for employee rights:

Provisions for employee benefits consist of reserve for employee termination benefits amounting to TL 31.441 (December 31, 2015: TL 30.241), vacation pay liability amounting to TL 9.081 (December 31, 2015: TL 7.048) totaling to TL 40.522 (December 31, 2015: TL 53.039). Provisions for performance premium has not been allocated in the current period (December 31, 2015: TL 15.750) The Group has calculated the reserve for employee termination benefits using actuarial valuation methods as indicated in TAS 19. Accordingly, following actuarial assumptions were used in the calculation of the total liability.

| | Current Period | Prior Period |
|---|----------------|--------------|
| Discount rate (%) | 8,40 | 8,40 |
| Estimated increase rate of salary ceiling (%) | 6,90 | 6,90 |
| Rate used in relation to possibility of retirement (%) ^(*) | 62,26 | 62,26 |

^(*) The rate has been calculated depending on the years of service of the employees; the rate presented in the table represents the average of such rates.

Movement of the reserve for employment termination benefits in the balance sheet is as follows:

| | Current Period | Prior Period |
|---|----------------|---------------|
| Prior period ending balance | 30.241 | 26.201 |
| Provisions made in the period | 2.026 | 6.486 |
| Actuarial gain/(loss) | - | 358 |
| Paid during the period | (826) | (2.804) |
| Balance at the end of the period | 31.441 | 30.241 |

ALBARAKA TÜRK KATILIM BANKASI A.Ş.
NOTES RELATED TO CONSOLIDATED FINANCIAL STATEMENTS
AS OF 31 MARCH 2016

(Thousand of Turkish Lira (TL) unless otherwise stated)

II. Explanations and notes related to liabilities (continued):

9. Information on taxes payable:

a) Explanations on current tax liability:

a.1) As of March 31, 2016, the Group's corporate tax payable is TL 21.094 (December 31, 2015: TL 20.714) after offsetting prepaid corporate tax.

a.2) Information on taxes payable:

| | Current Period | Prior Period |
|-----------------------------------|----------------|---------------|
| Corporate taxes payable | 21.094 | 20.714 |
| Banking insurance transaction tax | 11.628 | 11.775 |
| Taxation on securities income | 11.457 | 11.747 |
| Value added tax payable | 622 | 895 |
| Taxation on real estate income | 734 | 665 |
| Foreign exchange transaction tax | - | - |
| Other | 9.283 | 6.130 |
| Total | 54.818 | 51.926 |

a.3) Information on premiums:

| | Current Period | Prior Period |
|---|----------------|--------------|
| Social security premiums-employee | 4.241 | 2.646 |
| Social security premiums-employer | 4.574 | 2.878 |
| Bank pension fund premium- employees | - | - |
| Bank pension fund premium- employer | - | - |
| Pension fund membership fees and provisions-employees | - | - |
| Pension fund membership fees and provisions- employer | - | - |
| Unemployment insurance-employee | 300 | 187 |
| Unemployment insurance-employer | 599 | 373 |
| Other | - | - |
| Total | 9.714 | 6.084 |

ALBARAKA TÜRK KATILIM BANKASI A.Ş.
NOTES RELATED TO CONSOLIDATED FINANCIAL STATEMENTS
AS OF 31 MARCH 2016

(Thousand of Turkish Lira (TL) unless otherwise stated)

II. Explanations and notes related to liabilities (continued):

b) Information on deferred tax liability of the parent bank:

None (December 31, 2015: None).

10. Liabilities for assets held for sale and discontinued operations:

None (December 31, 2015: None).

11. Detailed explanations on number, maturity, profit share rate, creditor and option to convert to share certificates; if any; of subordinated loans:

| | Current Period | | Prior Period | |
|---------------------------------------|----------------|------------------|--------------|------------------|
| | TL | FC | TL | FC |
| Loans from Domestic Banks | - | - | - | - |
| Loans from other Institutions | - | - | - | - |
| Loans from Foreign Banks | - | - | - | - |
| Loans from other Foreign Institutions | - | 1.224.048 | - | 1.239.557 |
| Total | - | 1.224.048 | - | 1.239.557 |

The Parent Bank obtained subordinated loan on May 7, 2013 from the investors not resident in Turkey through its structured entity Albaraka Türk Sukuk Limited amounting to USD 200.000.000 with 10 years maturity with a grace period of five years. The profit rate of the subordinated loan with grace period of five years' with 10 years total maturity was determined as 7,75%.

The Parent Bank obtained subordinated loan on November 30, 2015 from the investors not resident in Turkey through its structured entity Albaraka Sukuk Limited amounting to USD 250.000.000 with 10 years maturity with a grace period of 5 years. The profit rate of the subordinated loan with grace period of 5 years with 10 years total maturity was determined as 10,50%. The Parent Bank has repurchased the sukuk issued in the amount of USD 24.000.000 and this amount is offset in available for sale assets and subordinated loans.

12. Information on shareholders' equity:

a) Presentation of paid-in capital:

| | Current Period | Prior Period |
|-----------------|----------------|--------------|
| Common stock | 900.000 | 900.000 |
| Preferred stock | - | - |

b) Paid-in capital amount, explanation as to whether the registered share capital system is applicable at the Bank and if so, amount of the registered share capital ceiling:

In the Board of Directors meeting dated February 28, 2013, the Parent Bank has taken a resolution on transition to registered capital system. The Parent's application to the Capital Market Board on the same date was approved on March 7, 2013 and the registered capital ceiling was determined as TL 2.500.000 to be valid until December 31, 2017.

| Share Capital System | Paid-in Capital | Ceiling |
|----------------------|-----------------|-----------|
| Registered Capital | 900.000 | 2.500.000 |

ALBARAKA TÜRK KATILIM BANKASI A.Ş.
NOTES RELATED TO CONSOLIDATED FINANCIAL STATEMENTS
AS OF 31 MARCH 2016

(Thousand of Turkish Lira (TL) unless otherwise stated)

II. Explanations and notes related to liabilities (continued):

c) Information on the share capital increases during the period and their sources; other information on increased capital in the current period:

There is no capital increase in the current period.

ç) Information on share capital increases from capital reserves during the current period:

There is no share capital increase from capital reserves during the current period.

d) Capital commitments in the last fiscal year and by the end of the following interim period, general purpose of these commitments and projected resources required to meet these commitments:

There are no capital commitments till the end of the last fiscal year and following interim period.

e) Estimated effects on the shareholders equity of the Parent Bank, of predictions to be made by taking into account previous period indicators regarding the Bank's income, profitability and liquidity, and uncertainties regarding such indicators:

The Parent Bank continues its operations in a profitable manner and majority of the profits are kept in shareholders' equity through transfer to reserves. Moreover, the Parent Bank's shareholders' equity is invested in liquid and earning assets.

f) Information on privileges given to stocks representing the capital:

There is no privilege given to stocks representing the capital.

g) Information on marketable securities valuation reserve:

| | Current Period | | Prior Period | |
|--|----------------|--------------|--------------|--------------|
| | TL | FC | TL | FC |
| From investments in associates, subsidiaries, and joint ventures | - | - | - | - |
| Valuation difference ^(*) | 4.798 | 7.772 | 4.203 | 6.812 |
| Foreign exchange difference | - | - | - | - |
| Total | 4.798 | 7.772 | 4.203 | 6.812 |

^(*) The amount represents the net balance after deferred tax liability.

ALBARAKA TÜRK KATILIM BANKASI A.Ş.
NOTES RELATED TO CONSOLIDATED FINANCIAL STATEMENTS
AS OF 31 MARCH 2016

(Thousand of Turkish Lira (TL) unless otherwise stated)

III. Explanations and notes related to off-balance sheet commitments:

1. Explanations on off balance sheet commitments:

a) Type and amount of irrevocable loan commitments:

| | Current Period | Prior Period |
|---|------------------|------------------|
| Commitments for credit card limits | 521.250 | 521.562 |
| Payment commitments for cheques | 545.830 | 500.882 |
| Asset purchase and sale commitments | 580.912 | 187.332 |
| Loan granting commitments | 107.976 | 116.862 |
| Tax and funds liabilities arising from export commitments | 2.294 | 2.035 |
| Commitments for promotions related with credit cards and banking activities | 666 | 599 |
| Other irrevocable commitments | 214 | 203 |
| Total | 1.759.142 | 1.329.475 |

b) Type and amount of possible losses and commitments arising from off-balance sheet items:

b.1) Non-cash loans including guarantees, bank acceptances, collaterals and others that are accepted as financial commitments and other letters of credit:

| | Current Period | Prior Period |
|-------------------------------|------------------|------------------|
| Guarantees | 8.010.661 | 7.730.288 |
| Bank loans | 28.129 | 28.324 |
| Letters of credit | 680.728 | 639.592 |
| Other guaranties and sureties | 350.527 | 265.853 |
| Total | 9.070.045 | 8.664.057 |

b.2) Revocable, irrevocable guarantees and other similar commitments and contingencies:

| | Current Period | Prior Period |
|--|------------------|------------------|
| Letters of guarantees | 8.010.661 | 7.730.288 |
| Long standing letters of guarantees | 5.002.967 | 4.956.813 |
| Temporary letters of guarantees | 378.053 | 293.937 |
| Advance letters of guarantees | 287.985 | 278.642 |
| Letters of guarantees given to customs | 244.274 | 247.773 |
| Letters of guarantees given for obtaining cash loans | 2.097.382 | 1.953.123 |
| Sureties and similar transactions | 350.527 | 265.853 |
| Total | 8.361.188 | 7.996.141 |

ALBARAKA TÜRK KATILIM BANKASI A.Ş.
NOTES RELATED TO CONSOLIDATED FINANCIAL STATEMENTS
AS OF 31 MARCH 2016

(Thousand of Turkish Lira (TL) unless otherwise stated)

III. Explanations and notes related to off-balance sheet commitments (continued):

c) Within the Non-cash Loans

c.1) Total amount of non-cash loans:

| | Current Period | Prior Period |
|--|-----------------------|---------------------|
| Non-cash loans given against cash loans | 2.097.382 | 1.953.123 |
| With original maturity of 1 year or less | 601.649 | 441.733 |
| With original maturity of more than 1 year | 1.495.733 | 1.511.390 |
| Other non-cash loans | 6.972.663 | 6.710.934 |
| Total | 9.070.045 | 8.664.057 |

c.2) Sectoral risk concentration of non-cash loans:

Not prepared in compliance with the Article 25 of the Communiqué "Financial Statements and Related Disclosures and Footnotes to be Announced to Public by Banks".

c.3) Information on the non-cash loans classified in Group I and Group II:

Not prepared in compliance with the Article 25 of the Communiqué "Financial Statements and Related Disclosures and Footnotes to be Announced to Public by Banks".

2. Explanations on derivative transactions:

Not prepared in compliance with the Article 25 of the Communiqué "Financial Statements and Related Disclosures and Footnotes to be Announced to Public by Banks".

3. Explanations on contingent assets and liabilities:

Not prepared in compliance with the Article 25 of the Communiqué "Financial Statements and Related Disclosures and Footnotes to be Announced to Public by Banks".

4. Explanations on services rendered on behalf of third parties:

The Group has not any operations like money placements on behalf of real persons or legal entities, charitable foundations, retirement insurance funds and other institutions.

ALBARAKA TÜRK KATILIM BANKASI A.Ş.
NOTES RELATED TO CONSOLIDATED FINANCIAL STATEMENTS
AS OF 31 MARCH 2016

(Thousand of Turkish Lira (TL) unless otherwise stated)

IV. Explanations and notes related to the statement of income:

I. Information on profit share income:

a) Information on profit share income received from loans:

| | Current Period | | Prior Period | |
|---|----------------|---------------|----------------|---------------|
| | TL | FC | TL | FC |
| Profit share received from loans^(*) | 460.049 | 42.443 | 344.448 | 36.091 |
| Short Term Loans | 116.410 | 5.307 | 102.937 | 4.117 |
| Medium and Long Term Loans | 342.016 | 37.136 | 239.564 | 31.974 |
| Profit Share on Non-Performing Loans | 1.623 | - | 1.947 | - |

(*) Includes fees and commission income on cash loans.

b) Information on profit share income received from banks:

| | Current Period | | Prior Period | |
|----------------------------------|----------------|--------------|--------------|-----------|
| | TL | FC | TL | FC |
| CBRT | 2.839 | 3.064 | 686 | - |
| Domestic Banks | - | - | - | - |
| Foreign Banks | - | - | - | 75 |
| Head Offices and Branches Abroad | - | - | - | - |
| Total | 2.839 | 3.064 | 686 | 75 |

c) Information on profit share income received from marketable securities:

| | Current Period | | Prior Period | |
|--|----------------|--------------|---------------|--------------|
| | TL | FC | TL | FC |
| From financial assets held for trading | - | - | - | - |
| From financial assets at fair value through profit or loss | - | - | - | - |
| From financial assets available-for-sale | 18.065 | 1.506 | 13.482 | 1.365 |
| From held-to-maturity investments | 17.319 | - | 15.413 | - |
| Total | 35.384 | 1.506 | 28.895 | 1.365 |

ç) Information on profit share income received from associates and subsidiaries:

None (March 31, 2015: None).

ALBARAKA TÜRK KATILIM BANKASI A.Ş.
NOTES RELATED TO CONSOLIDATED FINANCIAL STATEMENTS
AS OF 31 MARCH 2016

(Thousand of Turkish Lira (TL) unless otherwise stated)

IV. Explanations and notes related to the statement of income (continued):

2. Explanations on profit share expenses:

a) Information on profit share expense paid to funds borrowed:

| | Current Period | | Prior Period | |
|----------------------------------|----------------|---------------|--------------|---------------|
| | TL | FC | TL | FC |
| Banks | - | 11.949 | - | 10.819 |
| CBRT | - | - | - | - |
| Domestic banks | - | 362 | - | 500 |
| Foreign banks | - | 11.587 | - | 10.319 |
| Head offices and branches abroad | - | - | - | - |
| Other institutions | - | 27.091 | - | 10.519 |
| Total | - | 39.040 | - | 21.338 |

b) Profit share expense paid to associates and subsidiaries:

| | Current Period | | Prior Period | |
|---|----------------|----------|--------------|----------|
| | TL | FC | TL | FC |
| Profit share paid to Investments in Associates and Subsidiaries | 276 | - | 29 | - |
| Total | 276 | - | 29 | - |

c) Profit share expenses paid to marketable securities issued:

| | Current Period | | Prior Period | |
|--|----------------|---------------|--------------|---------------|
| | TL | FC | TL | FC |
| Profit share expenses paid to marketable securities issued | - | 14.779 | - | 13.400 |
| Total | - | 14.779 | - | 13.400 |

ALBARAKA TÜRK KATILIM BANKASI A.Ş.
NOTES RELATED TO CONSOLIDATED FINANCIAL STATEMENTS
AS OF 31 MARCH 2016

(Thousand of Turkish Lira (TL) unless otherwise stated)

IV. Explanations and notes related to the statement of income (continued):

ç) Distribution of profit share expense on funds collected based on maturity of funds collected:

| Current Period | Profit sharing accounts | | | | | | Accumulated profit sharing account | Total |
|--|-------------------------|----------------|----------------|----------------|--------------|------------------|------------------------------------|----------------|
| | Up to 1 month | Up to 3 months | Up to 6 months | Up to 9 months | Up to 1 year | More than 1 year | | |
| Account name | | | | | | | | |
| TL | | | | | | | | |
| Funds collected from banks through current and profit sharing accounts | - | 676 | - | - | - | - | - | 676 |
| Real persons' non-trading profit sharing accounts | 21.736 | 102.791 | 1.528 | - | 1.919 | 12.608 | - | 140.582 |
| Public sector profit sharing accounts | 14 | 28 | - | - | - | - | - | 42 |
| Commercial sector profit sharing accounts | 4.467 | 36.939 | 1.206 | - | 368 | 2.306 | - | 45.286 |
| Other institutions profit sharing accounts | 272 | 6.254 | 273 | - | 33 | 58 | - | 6.890 |
| Total | 26.489 | 146.688 | 3.007 | - | 2.320 | 14.972 | - | 193.476 |
| FC | | | | | | | | |
| Banks | 17 | 445 | 299 | - | 38 | - | - | 799 |
| Real persons' non-trading profit sharing accounts | 2.195 | 10.014 | 284 | - | 653 | 2.204 | - | 15.350 |
| Public sector profit sharing accounts | - | - | - | - | - | - | - | - |
| Commercial sector profit sharing accounts | 522 | 3.266 | 105 | - | 302 | 57 | - | 4.252 |
| Other institutions profit sharing accounts | 122 | 1.901 | 14 | - | 22 | 263 | - | 2.322 |
| Precious metals deposits | 222 | 795 | 18 | - | 26 | 30 | - | 1.091 |
| Total | 3.078 | 16.421 | 720 | - | 1.041 | 2.554 | - | 23.814 |
| Grand total | 29.567 | 163.109 | 3.727 | - | 3.361 | 17.526 | - | 217.290 |
| Prior Period | | | | | | | | |
| Account name | | | | | | | | |
| TL | | | | | | | | |
| Funds collected from banks through current and profit sharing accounts | - | 442 | 1.126 | - | 6 | - | - | 1.574 |
| Real persons' non-trading profit sharing accounts | 37.082 | 74.436 | 2.577 | - | 1.158 | 9.151 | - | 124.404 |
| Public sector profit sharing accounts | 187 | 189 | - | - | - | - | - | 376 |
| Commercial sector profit sharing accounts | 5.849 | 24.004 | 2.387 | - | 147 | 2.508 | - | 34.895 |
| Other institutions profit sharing accounts | 601 | 1.999 | 142 | - | 20 | 96 | - | 2.858 |
| Total | 43.719 | 101.070 | 6.232 | - | 1.331 | 11.755 | - | 164.107 |
| FC | | | | | | | | |
| Banks | 325 | 1.242 | 123 | - | 160 | - | - | 1.850 |
| Real persons' non-trading profit sharing accounts | 4.988 | 9.527 | 662 | - | 360 | 2.774 | - | 18.311 |
| Public sector profit sharing accounts | - | - | - | - | - | - | - | - |
| Commercial sector profit sharing accounts | 1.103 | 3.147 | 12 | - | 487 | 34 | - | 4.783 |
| Other institutions profit sharing accounts | 170 | 407 | 5 | - | 14 | 63 | - | 659 |
| Precious metals deposits | 240 | 588 | 41 | - | 5 | 18 | - | 892 |
| Total | 6.826 | 14.911 | 843 | - | 1.026 | 2.889 | - | 26.495 |
| Grand total | 50.545 | 115.981 | 7.075 | - | 2.357 | 14.644 | - | 190.602 |

ALBARAKA TÜRK KATILIM BANKASI A.Ş.
NOTES RELATED TO CONSOLIDATED FINANCIAL STATEMENTS
AS OF 31 MARCH 2016

(Thousand of Turkish Lira (TL) unless otherwise stated)

IV. Explanations and notes related to the statement of income (continued):

3. Information on dividend income:

Not prepared in compliance with the Article 25 of the Communiqué “Financial Statements and Related Disclosures and Footnotes to be Announced to Public by Banks”.

4. Explanations on trading income/loss (net):

| | Current Period | Prior Period |
|--|------------------|------------------|
| Income | 1.322.459 | 1.745.236 |
| Income from capital market transactions | 16 | 2.229 |
| Income from derivative financial instruments | 9.380 | 12.398 |
| Foreign exchange income | 1.313.063 | 1.730.609 |
| Loss (-) | 1.299.691 | 1.723.698 |
| Loss on capital market transactions | - | 14 |
| Loss on derivative financial instruments | 30.118 | - |
| Foreign exchange losses | 1.269.573 | 1.723.684 |
| Trading income/loss (net) | 22.768 | 21.538 |

5. Explanations related to other operating income:

| | Current Period | Prior Period |
|---|----------------|---------------|
| Reversal of prior year provisions | 29.638 | 19.769 |
| Income from sale of assets | 1.335 | 5.665 |
| Reimbursement for communication expenses | 1.086 | 929 |
| Reimbursement for bank statement expenses | 6 | 42 |
| Cheque book charges | 224 | 205 |
| Other income | 1.243 | 609 |
| Total | 33.532 | 27.219 |

ALBARAKA TÜRK KATILIM BANKASI A.Ş.
NOTES RELATED TO CONSOLIDATED FINANCIAL STATEMENTS
AS OF 31 MARCH 2016

(Thousand of Turkish Lira (TL) unless otherwise stated)

IV. Explanations and notes related to the statement of income (continued):

6. Provisions for loan losses and other receivables of the Bank:

| | Current Period | Prior Period |
|---|----------------|---------------|
| Specific provisions for loans and other receivables | 45.547 | 22.431 |
| Loans and receivables in III. Group | 18.023 | 16.320 |
| Loans and receivables in IV. Group | 11.559 | 1.991 |
| Loans and receivables in V. Group | 12.324 | 2.765 |
| Doubtful commission, fee and other receivables | 3.641 | 1.355 |
| General provision expenses | 10.599 | 12.906 |
| Provision expenses for possible losses | - | - |
| Impairment losses on marketable securities | 110 | 131 |
| Financial assets at fair value through profit and loss | 110 | 131 |
| Financial assets available for sale | - | - |
| Impairment losses on associates, subsidiaries, joint ventures and held to maturity investments | - | - |
| Associates | - | - |
| Subsidiaries | - | - |
| Joint ventures | - | - |
| Held to maturity investments | - | - |
| Other | 17.370 | 4.315 |
| Total | 73.626 | 39.783 |

TL 18.656 (March 31, 2015: TL 14.752) of the total specific provisions provided for loans and other receivables amounting to TL 45.547 (March 31, 2015: TL 22.431) is the participation accounts portion of specific provision provided for loans and other receivables.

TL 3.167 (March 31, 2015: TL 7.095) of the total general loan loss provisions provided for loan and other receivables amounting to TL 10.599 (March 31, 2015: TL 12.906) is the participation accounts portion of general loan loss provision provided for loans and other receivables.

ALBARAKA TÜRK KATILIM BANKASI A.Ş.
NOTES RELATED TO CONSOLIDATED FINANCIAL STATEMENTS
AS OF 31 MARCH 2016

(Thousand of Turkish Lira (TL) unless otherwise stated)

IV. Explanations and notes related to the statement of income (continued):

7. Information on other operating expenses:

| | Current Period | Prior Period |
|---|----------------|----------------|
| Personnel expenses | 112.348 | 84.772 |
| Provision for retirement pay liability | 1.200 | 1.615 |
| Deficit provision for pension fund | - | - |
| Impairment expenses of tangible assets | - | - |
| Depreciation expenses of tangible assets | 10.016 | 9.743 |
| Impairment expenses of intangible assets | - | - |
| Impairment expense of goodwill | - | - |
| Amortization expenses of intangible assets | 5.841 | 3.187 |
| Impairment provision for investments accounted for under equity method | - | - |
| Impairment expenses of assets to be disposed | 1.826 | 63 |
| Depreciation expenses of assets to be disposed | 363 | 458 |
| Impairment expenses of assets held for sale and assets of discontinued operations | - | 1.000 |
| Other operating expenses | 46.731 | 30.795 |
| Operating lease expenses | 14.619 | 12.292 |
| Maintenance expenses | 3.069 | 1.519 |
| Advertisement expenses | 10.145 | 1.980 |
| Other expenses | 18.898 | 15.004 |
| Loss on sale of assets | 7 | 276 |
| Other ^(*) | 29.051 | 23.003 |
| Total | 207.383 | 154.912 |

^(*) Details of other balance are provided as below:

| | Current Period | Prior Period |
|------------------------------------|----------------|---------------|
| Saving Deposit Insurance Fund | 8.810 | 7.815 |
| Taxes, Duties, Charges and Funds | 6.412 | 5.615 |
| Bonus Reserve Expenses | - | - |
| Expertise and Information Expenses | 3.715 | 3.639 |
| Audit and Consultancy Fees | 1.538 | 1.317 |
| Other | 8.576 | 4.617 |
| Total | 29.051 | 23.003 |

8. Explanations on income/loss from continued operations before taxes:

Not prepared in compliance with the Article 25 of the Communiqué "Financial Statements and Related Disclosures and Footnotes to be Announced to Public by Banks".

ALBARAKA TÜRK KATILIM BANKASI A.Ş.
NOTES RELATED TO CONSOLIDATED FINANCIAL STATEMENTS
AS OF 31 MARCH 2016

(Thousand of Turkish Lira (TL) unless otherwise stated)

- IV. Explanations and notes related to the statement of income (continued):
9. Explanations on tax provision for continued and discontinued operations:

Tax provision for continued operations:

| | Current Period | Prior Period |
|---|----------------|--------------|
| Income before tax | 84.784 | 78.988 |
| Tax calculated with tax rate of 20% | 16.958 | 15.798 |
| Other additions and disallowable expenses | 8.528 | 4.343 |
| Deductions | (1.698) | (3.752) |
| Provision for current taxes | 23.788 | 16.389 |
| Provision for deferred taxes | (1.515) | (187) |
| Continuing Operations Tax Provision | 22.273 | 16.202 |

Since the group does not have any discontinued operations, there is no tax provision for discontinued operations.

10. Explanations on net income/loss from continued and discontinued operations:

Not prepared in compliance with the Article 25 of the Communiqué "Financial Statements and Related Disclosures and Footnotes to be Announced to Public by Banks".

11. Explanations on net income/ loss:

- a) The nature and amount of certain income and expense items from ordinary operations; if the disclosure for nature, amount and repetition rate of such items is required for a complete understanding of the Bank's performance for the period:

None.

- b) The effect of the change in accounting estimates to the net income/loss; including the effects on the future period:

None.

- c) Income/loss of minority interest:

None.

ALBARAKA TÜRK KATILIM BANKASI A.Ş.
NOTES RELATED TO CONSOLIDATED FINANCIAL STATEMENTS
AS OF 31 MARCH 2016

(Thousand of Turkish Lira (TL) unless otherwise stated)

IV. Explanations and notes related to the statement of income (continued):

12. Components of other items which constitute at least 20% of the total of other items, if the total of other items in income statement exceed 10% of the total of income statement:

| Other Fees and Commissions Received | Current Period | Prior Period |
|--|-----------------------|---------------------|
| Member firm-POS fees and commissions | 8.915 | 8.219 |
| Clearing room fees and commissions | 4.207 | 3.361 |
| Commissions on money orders | 2.167 | 2.371 |
| Appraisal fees | 2.627 | 2.389 |
| Insurance and brokerage commissions | 2.484 | 1.365 |
| Other | 3.166 | 3.019 |
| Total | 23.566 | 20.724 |

| Other Fees and Commissions Paid | Current Period | Prior Period |
|--|-----------------------|---------------------|
| Funds borrowed fees and commissions | 6.822 | 1.852 |
| Credit cards fees and commissions | 1.778 | 2.165 |
| Member firm-POS fees and commissions | 2.441 | 1.300 |
| Other | 2.883 | 3.918 |
| Total | 13.924 | 9.235 |

V. Explanations and notes related to the statement of changes in shareholders' equity:

Not prepared in compliance with the Article 25 of the Communiqué "Financial Statements and Related Disclosures and Footnotes to be Announced to Public by Banks".

VI. Explanations and disclosures related to the statement of cash flows:

Not prepared in compliance with the Article 25 of the Communiqué "Financial Statements and Related Disclosures and Footnotes to be Announced to Public by Banks".

ALBARAKA TÜRK KATILIM BANKASI A.Ş.
NOTES RELATED TO CONSOLIDATED FINANCIAL STATEMENTS
AS OF 31 MARCH 2016

(Thousand of Turkish Lira (TL) unless otherwise stated)

VII. Explanations related to the risk group of the Parent Bank:

1. Information on the volume of transactions relating to the Parent Bank's risk group, outstanding loans and funds collected and income and expenses related to the period:

a) Current period:

| Risk Group of the Parent Bank ^(*) | Investment in associates, subsidiaries and joint ventures (business partnerships) | | Direct and indirect shareholders of the Parent Bank | | Other real or legal persons included in the risk group | |
|--|---|----------|---|----------|--|----------|
| | Cash | Non-cash | Cash | Non-cash | Cash | Non-cash |
| Loans and other receivables | | | | | | |
| Balance at the beginning of the period | - | - | 8 | - | 47.939 | 62.444 |
| Balance at the end of the period | - | - | 791 | - | 41.689 | 50.754 |
| Profit share and commission income received | - | - | 20 | - | 98 | 57 |

b) Prior period:

| Risk Group of the Parent Bank | Investment in associates, subsidiaries and joint ventures (business partnerships) | | Direct and indirect shareholders of the Parent Bank | | Other real or legal persons included in the risk group | |
|--|---|----------|---|----------|--|----------|
| | Cash | Non-cash | Cash | Non-cash | Cash | Non-cash |
| Loans and other receivables | | | | | | |
| Balance at the beginning of period | - | - | 5 | - | 50.238 | 69.492 |
| Balance at end of period | - | - | 8 | - | 47.939 | 62.444 |
| Profit share and commission income received | - | - | - | - | 7.317 | 111 |

^(*) Defined under Banking Law numbered 5411 in article 49 and "Communiqué Related to Credit Operations of Banks" in article 4 published on November 1, 2006.

c.1) Information on current and profit sharing accounts of the Parent Bank's risk group:

| Risk Group of the Parent Bank ^(*) | Investment in associates, subsidiaries and joint ventures (business partnerships) | | Direct and indirect Shareholders of the Parent Bank | | Other real or legal persons included in the risk group | |
|--|---|--------------|---|--------------|--|--------------|
| | Current Period | Prior Period | Current Period | Prior Period | Current Period | Prior Period |
| Current and profit sharing accounts | | | | | | |
| Balance at the beginning of period | 2.927 | 1.594 | 5.563 | 5.354 | 266.101 | 248.343 |
| Balance at the end of period | 824 | 2.927 | 5.161 | 5.563 | 254.071 | 266.101 |
| Profit share expense | 242 | 122 | 32 | 45 | 2.949 | 2.525 |

^(*) As of March 31, 2016 wakala borrowings obtained from risk group of the Parent Bank through investment purpose wakala contracts amount to USD 109.985.270 and EURO 96.482.012 (December 31, 2015: USD 125.440.079 and EURO 90.816.893). The profit share expense relating to such borrowings for the period between January 1, 2016 – March 31, 2016 is TL 2.128 (March 31, 2015: TL 3.786). The Parent Bank has issued Sukuk in the amounts of USD 350.000.000 through "Bereket Varlık Kiralama A.Ş." which exists in the risk group of the Parent Bank. The expense for the related issue is TL 14.779 as of March 31, 2016.

c.2) Information on forward and option agreements and other similar agreements with related parties:

The Group does not have forward and option agreements with the risk group of the Bank.

As of March 31, 2016; the Group has paid TL 7.078 (March 31, 2015: TL 5.792) to top management.

ALBARAKA TÜRK KATILIM BANKASI A.Ş.
NOTES RELATED TO CONSOLIDATED FINANCIAL STATEMENTS
AS OF 31 MARCH 2016

(Thousand of Turkish Lira (TL) unless otherwise stated)

VIII. Explanations related to domestic, foreign and off-shore branches or investments and foreign representative offices:

Not prepared in compliance with the Article 25 of the Communiqué “Financial Statements and Related Disclosures and Footnotes to be Announced to Public by Banks”.

IX. Explanations related to subsequent events:

The Parent Bank has completed the process of issuing domestic rent certificates amount to nominal value of TL 100.000 to qualified investors through its subsidiary Bereket Varlık Kiralama A.Ş. on April 8, 2016. The maturity of the issued rent certificates is 179 days and the periodical profit share is 5,30%.

ALBARAKA TÜRK KATILIM BANKASI A.Ş.
NOTES RELATED TO CONSOLIDATED FINANCIAL STATEMENTS
AS OF 31 MARCH 2016

(Thousand of Turkish Lira (TL) unless otherwise stated)

SECTION SIX

- I. Other issues that have significant effect on the balance sheet or that are ambiguous and/or open to interpretation and require clarification :**

None.

SECTION SEVEN

Limited review report

- I. Explanations on limited review report:**

The Group's consolidated financial statements as of and for the period ended March 31, 2016 have been reviewed by Akis Bağımsız Denetim ve Serbest Muhasebeci Mali Müşavirlik A.Ş. *(the Turkish member firm of the KPMG International Cooperative)* and the limited review report dated March 20, 2016 is presented at the beginning of the financial statements and related notes.

- II. Other notes and explanations prepared by the independent auditors:**

None.

ALBARAKA TÜRK KATILIM BANKASI A.Ş.
NOTES RELATED TO CONSOLIDATED FINANCIAL STATEMENTS
AS OF 31 MARCH 2016

(Thousand of Turkish Lira (TL) unless otherwise stated)

SECTION EIGHT

Information about Interim Report

I. General Information

1. Summary Information about Albaraka Türk Katılım Bankası A.Ş.:

Albaraka Türk Participation Bank, the first and the leading financial institution in interest free banking field in Turkey, has completed its establishment in 1984 and entered into service as of the beginning of the year of 1985. Albaraka Türk is continuing its activities subject to the Banking Law No. 5411. In the partnership structure of Albaraka Banking Group (ABG), one of the leading groups of Middle East, Islamic Development Bank (IDB) and Albaraka Türk, established under the leadership of a domestic industrial group serving to Turkish economy for more than a half century, share of the foreign partners is 65.98%, share of the domestic partners is 9.20% and publicly held share is 24.82%. Partnership structure of Albaraka Türk is the guarantee of the respect and trust we bear.

Albaraka Türk, collecting funds through current accounts and participation accounts and gaining the funds it contributes to the economy of the country by products as individual financing, corporate finance, financial leasing and profit-loss partnership on the basis of a project, is entitled to offer a great variety of finance and banking services by interest free banking application. Albaraka Türk, started with the vision of being the best regional bank in offering financial products and services in Gulf, Middle East and North Africa geographies where its main partner ABG is carrying out business, is rendering fast, qualified and safe foreign trade (import, export and foreign exchange) services to its customers in 72 countries from Singapore to England, South Africa to Morocco, Australia to Kazakhstan, by the wide correspondent net it has established with 807 banks. Albaraka Türk, also ambitious in Retail Banking area, is an international Participation Bank adopted the mission of adding value to its customers, partners, employees and Turkey.

2. Capital and Shareholders's Structure:

Albaraka Türk's paid-up capital is TL 900,000,000 as of March 31, 2016.

| Shareholders' Structure of Albaraka Türk as of 31.03.2016 | | |
|--|--------------------------|----------------|
| Shareholders' Structure | Share amount (TL) | Ratio |
| Foreign Shareholders | 593.906.071,13 | 65,98% |
| Albaraka Banking Group | 486.523.265,68 | 54,06% |
| Islamic Development Bank | 70.573.778,85 | 7,84% |
| Alharthy Family | 31.106.364,35 | 3,46% |
| Others | 5.702.662,25 | 0,62% |
| Local Shareholders | 82.759.529,20 | 9,20% |
| Publicly Listed | 223.334.399,67 | 24,82% |
| Total | 900.000.000,00 | 100,00% |

ALBARAKA TÜRK KATILIM BANKASI A.Ş.
NOTES RELATED TO CONSOLIDATED FINANCIAL STATEMENTS
AS OF 31 MARCH 2016

(Thousand of Turkish Lira (TL) unless otherwise stated)

Information about Interim Report (continued):

3. Branch and Personnel Information:

As of March 31, 2016, total number of branches of the Bank is 213 and the total number of personnel is 3,743. Albaraka Türk carries out its activities with 212 domestic branches extended throughout the country and 1 branch abroad in Erbil.

4. Board of Directors Chairman and Members:

| Administrative Function | Name and surname | Educational Degree | Start Date |
|--------------------------------|-------------------------------|---------------------------|-------------------|
| Chairman of BOD | Adnan Ahmed Yusuf ABDULMALEK | Master | 2005 |
| Vice Chairman of BOD | Yalçın ÖNER | Master | 1985 |
| Member of BOD | Osman AKYÜZ | Bachelor | 1996 |
| Member of BOD | İbrahim Fayez Humaid ALSHAMSI | Bachelor | 2005 |
| Member of BOD | Mitat AKTAŞ | Master | 2008 |
| Member of BOD | Hamad Abdulla A. EQAB | Bachelor | 2008 |
| Member of BOD | Fahad Abdullah A. ALRAJHI | Bachelor | 2008 |
| Member of BOD | Hood Hashem Ahmed HASHEM | Master | 2011 |
| Member of BOD | Prof.Dr.Kemal Varol | Doctorate | 2013 |
| Member of BOD | Muhammad Zarrug M. RAJAB | Bachelor | 2016 |
| Member of BOD | Bekir PAKDEMİRLİ | Master | 2016 |
| Member of BOD | Dr.Fahrettin YAŞI | Doctorate | 2009 |

ALBARAKA TÜRK KATILIM BANKASI A.Ş.
NOTES RELATED TO CONSOLIDATED FINANCIAL STATEMENTS
AS OF 31 MARCH 2016

(Thousand of Turkish Lira (TL) unless otherwise stated)

Information about Interim Report (continued):

5. Committee Information After Distribution of Roles Among BOD

AUDIT COMMITTEE

Chairman : Hamad Abdulla A.EQAB
Member : Hood Hashem Ahmed HASHEM
Member : Mitat AKTAŞ
Observer : Yalçın ÖNER, Ibrahim Fayez Humaid ALSHAMSI, Dr.Fahrettin YAHŞİ

CREDIT COMMITTEE:

Chairman : Adnan Ahmed Yusuf ABDULMALEK
Member : Osman AKYÜZ
Member : Prof.Dr.Kemal VAROL
Member : Dr.Fahrettin YAHŞİ
Reserve Member: Yalçın ÖNER

CORPORATE GOVERNANCE COMMITTEE:

Chairman : Prof.Dr.Kemal VAROL
Member : Ibrahim Fayez Humaid ALSHAMSI
Member : Fahad Abdullah A. ALRAJHI
Member : Mustafa ÇETİN
Observer : Osman AKYÜZ, Dr.Fahrettin YAHŞİ

REMUNERATION COMMITTEE:

Chairman : Adnan Ahmed Yusuf ABDULMALEK
Member : Osman AKYÜZ
Member : Dr.Fahrettin YAHŞİ

SOCIAL RESPONSIBILITY COMMITTEE:

Member : Ibrahim Fayez Humaid ALSHAMSI
Member : Dr.Fahrettin YAHŞİ

ALBARAKA TÜRK KATILIM BANKASI A.Ş.
NOTES RELATED TO CONSOLIDATED FINANCIAL STATEMENTS
AS OF 31 MARCH 2016

(Thousand of Turkish Lira (TL) unless otherwise stated)

Information about Interim Report (continued):

6. Top Management:

| Administrative Function | Name and Surname | Educational Degree | Start Date |
|---------------------------|--------------------|--------------------|------------|
| General Manager | Dr.Fahrettin YAHŞI | Doctorate | 2009 |
| Assistant General Manager | Mehmet Ali VERÇİN | Bachelor | 2005 |
| Assistant General Manager | Nihat BOZ | Bachelor | 2009 |
| Assistant General Manager | Temel HAZIROĞLU | Master | 2003 |
| Assistant General Manager | Bülent TABAN | Master | 2003 |
| Assistant General Manager | Turgut SİMİTÇİOĞLU | Master | 2009 |
| Assistant General Manager | Melikşah UTKU | Master | 2009 |
| Assistant General Manager | Mahmut Esfa EMEK | Bachelor | 2011 |
| Assistant General Manager | Ayhan KESER | Bachelor | 2011 |
| Assistant General Manager | Ali TUĞLU | Master | 2014 |

II. Annual General Assembly Meeting and Dividend Distribution Information:

Ordinary General Meeting of the Bank was held on 24.03.2016. Memberships of the Board of Directors of Mr. Muhammad Zarrug M. RAJAB and Mr. Bekir PAKDEMİRLİ assigned by the Board of Directors to complete the term of offices for the Memberships of the Board of Directors become vacant within the Activity Year of 2015 are submitted to the approval of the General Meeting and are accepted.

At the ordinary general meeting of our Bank, it is decided to allocate from the profit obtained from the activities of the year of 2015 as below;

TL 15.863 as Legal Reserve,
TL 240.210 as Extraordinary Retained Earnings,
TL 50.400 as Dividend for shareholders,

ALBARAKA TÜRK KATILIM BANKASI A.Ş.
NOTES RELATED TO CONSOLIDATED FINANCIAL STATEMENTS
AS OF 31 MARCH 2016

(Thousand of Turkish Lira (TL) unless otherwise stated)

Information about Interim Report (continued):

III. Banks Financial Information and Evaluations:

Main Financial Figures:

| ASSETS | Current Period | Prior Period |
|---|-------------------|-------------------|
| Cash and Balances with The Central Bank | 3.478.317 | 4.904.798 |
| Banks | 2.790.349 | 2.482.614 |
| Financial Assets Available For Sale (Net) | 1.041.598 | 1.020.627 |
| Loans and Receivables | 18.964.536 | 18.557.965 |
| Others | 2.491.260 | 2.551.443 |
| TOTAL ASSETS | 28.766.060 | 29.517.447 |
| LIABILITIES | Current Period | Prior Period |
| Funds Collected | 19.489.100 | 20.341.295 |
| Funds Borrowed | 3.030.103 | 3.096.343 |
| Subordinated Loans | 1.224.048 | 1.239.557 |
| Shareholders' Equity | 2.104.223 | 2.096.028 |
| Others | 2.918.586 | 2.744.224 |
| TOTAL LIABILITIES | 28.766.060 | 29.517.447 |
| INCOME AND EXPENSE ITEMS | Current Period | Prior Period |
| Profit Share Income | 563.559 | 427.008 |
| Profit Share Expense | 285.849 | 235.677 |
| Net Profit Share Income/Expenses | 277.710 | 191.331 |
| Net Fees and Commissions Income/Expenses | 32.354 | 34.534 |
| Trading Income/Loss (Net) | 22.768 | 21.538 |
| Other Operating Income | 33.532 | 27.219 |
| Total Operating Income | 366.364 | 274.622 |
| Provision For Loan Losses and Other Receivables (-) | 73.626 | 39.783 |
| Other Operating Expenses (-) | 207.383 | 154.912 |
| Net Operating Income/(Losses) | 85.355 | 79.927 |
| Tax Provision For Discontinued Operations (-/+) | (22.273) | (16.202) |
| NET PROFIT/LOSSES | 62.511 | 62.786 |
| Earnings Per Share (Full TL) | 0,069 | 0,070 |

ALBARAKA TÜRK KATILIM BANKASI A.Ş.
NOTES RELATED TO CONSOLIDATED FINANCIAL STATEMENTS
AS OF 31 MARCH 2016

(Thousand of Turkish Lira (TL) unless otherwise stated)

Information about Interim Report (continued):

1. Message from the Chairman of the Board of Directors:

Our Precious Stakeholders,

We have already completed the first quarter of the year of 2016. After a period of more than 9 years, interest rate hike of FED in December has caused an expectation of interest rate hike for the year of 2016 from the first days of the year. However, while tendency of weak growth of global economy in the first quarter and the problems experienced continues to suppress USA economy negatively, FED has given messages that it shall act cautiously in interest raise. Decrease of FED interest raise expectation and specifically oil prices being low steadily has given a positive acceleration in capital flow to globally developing countries. Again in global markets, effects of continuing monetary expansion of European Central Bank and taking decisions in this respect and other central banks' policies are continuing.

It is estimated that floating view continuing for a long time in China, the second greatest economy of the World, is continuing in the first quarter, economic slowdown of the economy of China shall continue also in the first quarter of this year and the growth rate shall be lower than the previous quarter. However, in the abovementioned period, in other developing countries, specifically Eastern Europe and Asian Region, it is being evaluated that growth view may slightly change to positive and may start to gain stability again.

Although Turkish economy is closely affected from the negative developments in the global economy and capital movements, it has shown the fastest growth of the last 17 quarters by recording a growth of 4.0% in 2015 on the annual basis and a growth of 5.7% in the 4th quarter on the quarterly. Leaving the political uncertainties behind and assuring stability again, decrease in inflation in conformity with the medium-term plan and specifically narrowing current deficit indicate that Turkish economy shall continue its growth also in 2016. As Albaraka Türk, we continue our contribution to the country economy with our strong banking structure and the values we own and continue to take the steps necessary to continue out steady growth in 2016.

Albaraka Türk, being in the leader position in interest free banking area, is the flagship of Albaraka Banking Group (ABG), its biggest partner. ABG, acting according to the principles of interest free banking; is carrying out business in corporate, commercial, retail and investment banking fields with its 586 branches, 11,458 personnel and representatives in Jordan, Lebanon, Egypt, Tunisia, Algeria, Sudan, South Africa, Syria, Pakistan, Bahrain, Indonesia, Libya and Turkey. As of the year end of 2015, total size of assets of Albaraka Banking Group is 24.6 billion dollars, collected funds are 20.2 billion dollars and equity size has reached to 2.1 billion dollars level.

As Albaraka Türk, despite the economic uncertainties in the first quarter of 2016, we have continued to protect our active quality and our credit portfolio has an increase of 2.19%. Non-performing loan ratio, which is one of the most important priorities of our Bank and is shown among the most successful ones of our sector in this point, has been 2,74% in the first quarter.

Our Bank being in the effort of performing the sense of "better service" without making concessions from interest free banking principles by becoming more powerful day by day, shall continue to be a bank performing profitability and investments as it is targeted by the strong financial structure and steady growth policy it has specified since its establishment.

Respectfully Yours,

Adnan Ahmed Yusuf ABDULMALEK

Chairman of the Board of Directors

ALBARAKA TÜRK KATILIM BANKASI A.Ş.
NOTES RELATED TO CONSOLIDATED FINANCIAL STATEMENTS
AS OF 31 MARCH 2016

(Thousand of Turkish Lira (TL) unless otherwise stated)

Information about Interim Report (continued):

2. Message from the General Manager

Our Precious Stakeholders,

In the first quarter of 2016, we see again that central banks are determining the agenda in terms of global economy. Central banks of developed country economies are continuing to take firming steps to protect their own currencies as FED ends monetary expansion and takes the first steps for interest rate increase. Along with this, European Central Bank is continuing its loose monetary policy and applying an expansionary policy to support Euro Region economies which have not recovered yet and continue slow growth tendency.

Loss in value of TL as the exchange rate has increased and high inflation towards the yearend of 2015, raise in value of TL in the first quarter of 2016 and CPI falling to 7,46% on annual base indicates that improvement of rate of inflation shall continue in compliance with medium term plan in 2016. Reflections to the banking sector of positive atmosphere constituted by stability dominating the market and environment of trust after the uncertainties in 2015 are continuing.

Albaraka Türk, being the leading bank in interest free banking, has a significant role in the stable standing of Turkish economy with the support it gives to real sector and its financials showing a development over the average in banking sector and business line. Despite the problems in the country in the first quarter of 2016, it has been a period which we have protected our active quality and our profitability is continued in terms of our Bank.

In the first quarter of 2016, our Bank's total assets have been TL 28.766.060. In the same period, our total credit portfolio has reached to TL 18.964.536 with an increase of 2,19% according to the year end. In the same period, funds collected through participation to profit and loss accounts and special current accounts have been TL 19.489.100. Approximately 44,42% of these funds are constituted of foreign currency funds.

As of March 31, 2016, our net income after tax has been TL 62.511.

Our non-performing loan ratio in the first quarter of 2016 has been below the sector average with the rate of 2.74%.

Albaraka Türk shall continue its development also in periods moving within the direction of healthy and sustainable balance policy established between profitability and growth.

Respectfully Yours,

Dr. Fahrettin YAŞI

General Manager

ALBARAKA TÜRK KATILIM BANKASI A.Ş.
NOTES RELATED TO CONSOLIDATED FINANCIAL STATEMENTS
AS OF 31 MARCH 2016

(Thousand of Turkish Lira (TL) unless otherwise stated)

Information about Interim Report (continued):

3. Activities in the First Quarter of the Year of 2016:

- In the first quarter of 2016, our total assets have actualized as TL 28.766.060, reducing by 2,55% according to the year end of 2015.
- In the first quarter of 2016, the funds our Bank has collected through “Special Current Accounts” and “Participation to Profit and Loss Accounts” has been TL 19.489.100 as of March 31, 2016. Approximately 44,42% of these funds are constituted of foreign currency funds.
- Participation accounts in the first quarter of 2016 has been TL 15.459.791. Our Bank’s Fund Collecting Activities are carried out through our 213 branches, our bank’s branches throughout the country and correspondent banks abroad.

| TL and USD Equivalent | Current Period | | Prior Period | | Change | |
|--------------------------|-------------------|-------------------|-------------------|-------------------|----------------|----------------|
| | TL Equivalent | USD Equivalent | TL Equivalent | USD Equivalent | TL | USD |
| TL Funds | 10.831.143 | 3.896.095 | 11.331.293 | 3.934.477 | (4,41)% | (0,98)% |
| Current Accounts | 1.792.436 | 644.761 | 2.007.133 | 696.921 | (10,70)% | (7,48)% |
| Participation Accounts | 9.038.707 | 3.251.333 | 9.324.160 | 3.237.556 | (3,06)% | 0,43% |
| FC Funds | 8.657.957 | 3.114.373 | 9.010.002 | 3.128.473 | (3,91)% | (0,45)% |
| Current Accounts | 2.236.873 | 804.631 | 2.253.907 | 782.607 | (0,76)% | 2,81% |
| Participation Accounts | 6.421.084 | 2.309.742 | 6.756.095 | 2.345.866 | (4,96)% | (1,54)% |
| TOTAL | 19.489.100 | 7.010.468 | 20.341.295 | 7.062.950 | (4,19)% | (0,74)% |

- As of March 2016, our credits have reached to TL 18.964.536 with an increase of 2,19% compared to yearend. Our non-performing loan ratio has been 2,74% and rate of provision for non-performing loans as been 57,34%.

| TL and USD Equivalent | Current Period | | Prior Period | | Change | |
|--------------------------|-------------------|-------------------|-------------------|-------------------|--------------|--------------|
| | TL Equivalent | USD Equivalent | TL Equivalent | USD Equivalent | TL | USD |
| Credits ^(*) | 19.655.404 | 7.070.289 | 19.317.826 | 6.707.578 | 1,75% | 5,41% |
| Non-performing Loans | 552.702 | 198.814 | 468.413 | 162.643 | 17,99% | 22,24% |
| Provisions | (316.922) | (114.001) | (280.847) | (97.516) | 12,85% | 16,90% |
| TOTAL | 19.891.184 | 7.155.102 | 19.505.392 | 6.772.706 | 1,98% | 5,65% |

^(*) Financial Leasing receivables included.

The currency used in the preparation of the tables are as follows;

| Balance Sheet Period | USD/TL |
|------------------------|--------|
| As of 31 March 2016 | 2,780 |
| As of 31 December 2015 | 2,880 |

ALBARAKA TÜRK KATILIM BANKASI A.Ş.
NOTES RELATED TO CONSOLIDATED FINANCIAL STATEMENTS
AS OF 31 MARCH 2016

(Thousand of Turkish Lira (TL) unless otherwise stated)

Information about Interim Report (continued):

4. Evaluation on Financial Status, Profitability and Solvency:

- Our Net Operating Income has been TL 366.364, increasing by 33,41% compared to the same period of the previous year.
- Net Fee and Commission Revenues have been TL 32.354, decreasing by 6,31%, our Net Profit Share has been TL 277.710, increasing by 45,15%, and Foreign Exchange Income has been TL 43.490, increasing by 528%.
- Personnel expenses has been TL 112.348, increasing by 32,53% compared to the same period of the previous year, Credit and Other Receivables Allowance for Loss in Value has been TL 73.626, increasing by 85,07% and Depreciation Expenses have been TL 16.220, increasing by 21,15%.
- Our net profit has been TL 62.511, reducing by 0,44% compared to the same period of the previous year.
- As of March 31, 2016, our capital adequacy ratio is actualized as 12,19%, over the legal obligation level.